



BMJ Open Direct and mediated effects of treatment context on low back pain outcome: a prospective cohort study

Felicity Bishop ,¹ Miznah Al-Abbadey,^{1,2} Lisa Roberts ,^{3,4} Hugh MacPherson,⁵ Beth Stuart,⁶ Dawn Carnes,⁷ Carol Fawkes,⁷ Lucy Yardley,^{1,8} Katherine Bradbury¹

To cite: Bishop F, Al-Abbadey M, Roberts L, *et al*. Direct and mediated effects of treatment context on low back pain outcome: a prospective cohort study. *BMJ Open* 2021;**11**:e044831. doi:10.1136/bmjopen-2020-044831

► Prepublication history and additional supplemental material for this paper are available online. To view these files, please visit the journal online (<http://dx.doi.org/10.1136/bmjopen-2020-044831>).

Deceased

Received 15 September 2020
Revised 23 February 2021
Accepted 01 March 2021



© Author(s) (or their employer(s)) 2021. Re-use permitted under CC BY. Published by BMJ.

For numbered affiliations see end of article.

Correspondence to

Dr Felicity Bishop;
F.L.Bishop@southampton.ac.uk

ABSTRACT

Objectives Contextual components of treatment previously associated with patient outcomes include the environment, therapeutic relationship and expectancies. Questions remain about which components are most important, how they influence outcomes and comparative effects across treatment approaches. We aimed to identify significant and strong contextual predictors of patient outcomes, test for psychological mediators and compare effects across three treatment approaches.

Design Prospective cohort study with patient-reported and practitioner-reported questionnaire data (online or paper) collected at first consultation, 2 weeks and 3 months.

Setting Physiotherapy, osteopathy and acupuncture clinics throughout the UK.

Participants 166 practitioners (65 physiotherapists, 46 osteopaths, 55 acupuncturists) were recruited via their professional organisations. Practitioners recruited 960 adult patients seeking treatment for low back pain (LBP).

Primary and secondary outcomes The primary outcome was back-related disability. Secondary outcomes were pain and well-being. Contextual components measured were: therapeutic alliance; patient satisfaction with appointment systems, access, facilities; patients' treatment beliefs including outcome expectancies; practitioners' attitudes to LBP and practitioners' patient-specific outcome expectancies. The hypothesised mediators measured were: patient self-efficacy for pain management; patient perceptions of LBP and psychosocial distress.

Results After controlling for baseline and potential confounders, statistically significant predictors of reduced back-related disability were: all three dimensions of stronger therapeutic alliance (goal, task and bond); higher patient satisfaction with appointment systems; reduced patient-perceived treatment credibility and increased practitioner-rated outcome expectancies. Therapeutic alliance over task ($\eta_p^2=0.10$, 95% CI 0.07 to 0.14) and practitioner-rated outcome expectancies ($\eta_p^2=0.08$, 95% CI 0.05 to 0.11) demonstrated the largest effect sizes. Patients' self-efficacy, LBP perceptions and psychosocial distress partially mediated these relationships. There were no interactions with treatment approach.

Conclusions Enhancing contextual components in musculoskeletal healthcare could improve patient outcomes. Interventions should focus on helping practitioners and patients for effective therapeutic

Strengths and limitations of this study

- The prospective but non-experimental design requires cautious interpretation regarding possible causal relationships between variables.
- 97% of the sample size was achieved (960 vs 986), with higher retention than anticipated (77% vs 70%) and the final sample at follow-up exceeded that required a priori (742 vs 690).
- The geographical spread across the UK and the large cohort size suggests that the results may be generalisable beyond this sample.
- All variables were measured using self-report questionnaires, potentially introducing social desirability and/or shared-method bias; the former was partially mitigated by patients returning questionnaires directly to the researchers, not their clinicians; the latter was partially mitigated by including patient and practitioner completed questionnaires and separating in time the measurement of predictors and outcomes.

alliances with strong affective bonds and agreement on treatment goals and how to achieve them.

INTRODUCTION

All healthcare interventions are delivered within a context that may significantly enhance or hinder an intervention's beneficial effects. Furthermore, contextual components, such as features of the environment or the patient's beliefs or 'mind-set',^{1 2} may be shared across similar therapies. Therefore, identifying and strengthening beneficial contextual components could offer an efficient means of enhancing the effectiveness of multiple interventions. Low back pain (LBP) was chosen as the condition of interest as it is highly prevalent with considerable burden to individuals, communities, health services and the economy³ and there is scope and need to improve patient outcomes across multiple non-pharmacological treatments. However, before embarking on intervention development and testing, it is vital to determine which

contextual components should be targeted to produce the greatest likelihood of patient benefit.

Contextual components comprise the broad constellation of psychological, social and environmental factors that act alongside and can interact with core components of interventions. Five domains have been proposed: patient–practitioner relationship; patients’ beliefs; practitioners’ beliefs; healthcare environment and, for pharmacological interventions, incidental characteristics of treatment such as the colour of medications.⁴ Particular components have been associated with improved patient satisfaction and/or clinical outcomes across multiple settings or specifically within non-pharmacological musculoskeletal care. Such components include: positive and empathetic patient–practitioner relationships and a strong patient–practitioner alliance^{4–10} (patient–practitioner relationship); patients’ outcome expectancies and perceived treatment credibility^{9 11–16} (patient beliefs); musculoskeletal practitioners’ beliefs about pain^{17–22} and outcome expectancies²³ (practitioner beliefs); good organisational environments (eg, collegiality)²⁴, the physical–sensory environment (eg, music)²⁵ and the healthcare sector^{26–28} (environment), although evidence of effects of healthcare sector on patient outcomes is mainly qualitative. Contextual components might impact patient outcomes via (1) behavioural pathways (eg, improved self-management),^{29 30} but see also Haanstra *et al* who found that adherence accounted for only a small proportion of the relationship between expectancies and pain outcomes,³¹ (2) psychosocial pathways (eg, reconceptualising pain as less threatening^{32–34}; increased self-efficacy^{35 36}) and/or (3) neurophysiological pathways.^{37–41} The focus in this study was on psychosocial pathways; more details on how these were hypothesised to operate are provided in our published protocol.⁴²

In summary, there is good evidence that contextual components can impact patient outcomes. However, most studies have focused on one or two components, meaning that direct comparisons have not been made to ascertain the relative contribution of different contextual components to patient health outcomes. Few studies have quantitatively tested potential pathways in the context of usual clinical practice. Most studies have focused on one treatment, meaning that direct comparisons have not been made to compare contextual components and their effects across treatment approaches. Therefore, the purpose of this study was to investigate the effects and mediating pathways of multiple contextual components on patient outcomes across three different treatment approaches in the private and public sectors. Physiotherapy, osteopathy and acupuncture were selected as they are popular, safe and relatively effective approaches to treating LBP^{43–45} and the core treatment modalities used by physiotherapists, osteopaths and acupuncturists were recommended by clinical guidelines at the conception of this study.^{46 47}

The aims of the study were to (1) identify contextual components of treatment for LBP that predict patient

outcomes, (2) test whether psychosocial factors mediate effects of contextual components on patient outcomes and (3) compare components and their effects across physiotherapy, osteopathy and acupuncture. In relation to aim (1), based on the literature it was hypothesised that patients would experience less back-related disability after treatment for LBP when contextual components are more positive (ie, stronger therapeutic alliance; more pleasant/accessible/convenient/supportive healthcare environment; positive patient-reported treatment beliefs and outcome expectancies; positive practitioner-reported outcome expectancies and practitioner having a biopsychosocial orientation to LBP). However, there were no strong grounds for a priori hypotheses concerning which component would be the strongest predictor of patient outcomes. In relation to aim (2), it was hypothesised that contextual components reduce patients’ back-related disability by reducing the perceived threat of pain and/or increasing patients’ self-efficacy for coping with pain and/or reducing psychosocial distress. For aim (3), the effects of contextual components on patient outcomes were hypothesised to be larger in osteopathy and acupuncture—as examples of what have been classed complementary therapies—than in physiotherapy, which is usually considered a conventional therapy. This hypothesis was based on evidence that patients find the context of complementary therapies particularly valuable,⁴⁸ that the consultation process used by acupuncturists is effective for irritable bowel syndrome even when accompanied by a sham version of acupuncture⁸ and that the rituals and modes of delivery of complementary therapies may enhance their effects.⁴⁹

METHODS

Design

In this prospective cohort study, practitioners and patients completed questionnaires at three time-points: baseline (after the first consultation for a new episode of LBP); during treatment (2 weeks post-baseline) and short-term outcome (3 months post-baseline). Contextual components were measured once each either at baseline or 2 weeks (specified in the Measures section), with time-points chosen to reduce ceiling effects, capture data accurately and spread questionnaire burden. Outcomes, potential predictors of outcome and potential mediators were measured repeatedly at baseline, 2 weeks and 3 months, to permit tests of whether scores on contextual factors were associated with changes over time in predictors or mediators. Participants chose to complete hard copies (mailed, returned via Freepost) or electronic copies (emailed, completed online at isurvey.soton.ac.uk). Online and paper versions of the primary outcome are equivalent, and used interchangeably, as patients value having this choice.⁵⁰ The full protocol was published.⁴² See online supplemental table 1 for deviations from the protocol.

Procedure

Between April 2015 and April 2017, physiotherapists, osteopaths and acupuncturists working in the National Health Service (NHS) and the private sector throughout the UK were recruited by advertisements and personal invitations, with support from professional societies. Inclusion criteria were: treat at least one patient with LBP on average per week, have at least 3 years' current experience in musculoskeletal work and be registered (or eligible to register, for acupuncturists) with the appropriate professional body. To better capture current clinical practice, no restrictions were placed on type of intervention being delivered, meaning that osteopaths and physiotherapists were able to use acupuncture if and when they would usually do so.

Written consent was obtained from eligible practitioners, who gave potentially eligible patients a study invitation pack (containing invitation letter, information sheet, consent form and baseline questionnaire). Patients were recruited between May 2015 and April 2017. On inviting an eligible patient into the study, practitioners rated their outcome expectancy for that patient on an anonymised form, labelled only with the same unique identifier as the corresponding patient invitation pack. Each outcome expectancy form was only analysed if the corresponding patient consent to participate was received by the researchers. Inclusion criteria were: at least 18 years old, seeking treatment from a participating practitioner at their first consultation for a new episode of LBP and score at least 4/24 on the Roland-Morris Disability Questionnaire (RMDQ).⁵¹ Exclusion criteria were: unable to complete questionnaires in English or Welsh, have serious underlying pathology (inflammatory arthritis, malignancy) or have practitioner-identified conditions that would prevent the sought treatment being applied. Arguably, LBP as managed in primary care should be conceptualised as typically having a chronic-episodic timeline with recurrent acute flare-ups against a backdrop of temporary remission or less bothersome symptoms.^{52 53} Broad inclusion criteria therefore best reflect the clinical situation.

Completed consent forms and questionnaires were returned directly to the researchers via prepaid envelopes. The researchers emailed or posted (participant's choice) the 2 weeks and 3 months questionnaires to participants. Techniques used to enhance retention were: non-response follow-ups (resending questionnaires and telephoning); monthly study e-newsletters to practitioners; small gifts (eg, tea bag/pen) and monetary incentives (£5 voucher) for patients; personalised questionnaires; ink-signed cover letters; coloured ink; stamped return envelopes; first class post.⁵⁴

Measures

This section describes how each construct was operationalised, explains the choice of questionnaires and the timing of each measure. Where other measures of constructs existed, questionnaires were chosen for their

conceptual fit, psychometric properties and conciseness. Online supplemental table 2 provides additional details including: example items, response scales and Cronbach's alphas.

Outcomes

The primary outcome was self-reported back-related disability, measured using the 24-item RMDQ.⁵¹ Secondary outcomes (pain intensity, well-being, work and social role disability, satisfaction with care) were measured using recommended core single items.⁵⁵ All primary and secondary outcomes were measured at baseline, 2 weeks and 3 months.

Contextual components

Patient-practitioner relationship

The patient-practitioner relationship was operationalised in this study as the therapeutic alliance. The therapeutic alliance is conceptually grounded in theory on how patient-practitioner interactions can elicit psychological and/or behavioural changes⁵⁶ both of which may be important in LBP. Therapeutic alliance was assessed using the 12-item patient-reported Working Alliance Inventory Short Form (WAI-SF), which measures three dimensions of working alliance—task collaboration, affective bond and goal concordance—(four items each) with acceptable psychometric properties.⁵⁷ Task collaboration refers to the extent to which patients feel that the treatment approach their practitioner is taking is the right one for them. Affective bond refers to the extent to which patients feel an interpersonal connection with their practitioner including mutual respect and liking. And goal concordance refers to the extent to which patients feel they agree with their practitioner on the outcomes they are aiming to achieve through treatment. The patient-reported WAI-SF may have ceiling effects if used after one treatment but tends to remain stable after the second treatment⁶; it was therefore administered at 2 weeks.

The healthcare environment

Practitioners' perceptions of the organisational environment were measured at baseline using two subscales from the psychometrically sound Attitudes to Back Pain Scale—Musculoskeletal Practitioners (ABS-mp): putting limits on sessions (four items) and perceived connections within the healthcare system (three items).^{17 58} Patients' perceptions of the organisational and sensory-physical environment were assessed at 2 weeks using three subscales of the Patient Satisfaction Questionnaire designed to assess patient perceptions of the quality of primary healthcare in the UK.⁵⁹ The access subscale measures perceptions of interactions with reception staff (eight items); the appointments subscale measures perceived availability of convenient appointments (four items); the facilities subscale measures perceptions of the physical environment of the clinic and waiting room (four items).

Patients' beliefs

Four dimensions of treatment beliefs were measured using the brief LBP Treatment Beliefs Questionnaire: expected effectiveness, credibility, concerns and individualised fit (four items per subscale).⁶⁰ This questionnaire was explicitly designed for use in mixed cohorts of patients with LBP undergoing diverse treatments. It was completed at baseline as patients' expectancies regarding effectiveness should be measured early in treatment.¹³

Practitioners' beliefs

A single-item numerical rating scale at baseline measured practitioners' outcome expectancies for each patient. Four subscales from the ABS-mp measured, at baseline, practitioners': willingness to engage with psychological issues (four items); confidence and concern over clinical limitations (two items); re-activation of work and activity (three items) and belief in an underlying structural cause of pain (three items).^{17 58}

Hypothesised mediators

Hypothesised mediators, that is, constructs thought to be on the causal pathway between contextual components and patient outcomes, were measured at baseline, 2 weeks and 3 months. The reliable and valid 9-item Brief Illness Perceptions Questionnaire was used to measure the extent to which patients perceive their LBP as threatening.⁶¹ Self-efficacy for coping with pain was assessed using the 5-item Chronic Pain Self-Efficacy for Pain Management subscale.⁶² Psychosocial distress was assessed using the 5-item Psychosocial scale on the STarT Back Questionnaire⁶³ which assesses multiple modifiable psychosocial predictors of outcome.

Clinical and sociodemographic characteristics

Patient and practitioner characteristics were assessed at baseline. Patient characteristics were: leg pain and shoulder/neck pain bothersomeness (measured using the single item on bothersomeness as worded on the STarT Back tool⁶³ adapted from Dunn and Croft⁶⁴); LBP duration; age; gender; work status; compensation status; comorbidities; co-treatments; socioeconomic status. To indicate socioeconomic status, patients' postcodes were collected and used to assign the associated index of multiple deprivation (IMD) score to assign to each patient. The IMD ranks 32844 small areas in England from most to least deprived; scores from 1 to 10 are then assigned to each area indicating the decile of deprivation, and these can be looked up by postcode. An IMD score of 1 indicates that the area is among the most deprived 10% of areas.⁶⁵ Practitioner characteristics were: time since qualifying; experience in musculoskeletal care; age; gender.

Practitioners reported for each patient individually at 3 months which treatment modalities had been applied (reported in online supplemental table 3).

Statistical analysis

Power calculation

The planned multilevel analysis required a final sample size of 690 patients to detect correlations between the predictors, hypothesised mediators and the primary outcome with Pearson's $R=0.2$ (and corresponding Beta regression coefficients of 0.235) with 95% power and $p<0.0005$ (two-tailed). This sample size was adjusted for clustering of patients within practitioners: the basic sample size was inflated by a factor of $1+(K-1)*ICC$, where $K=8$ and $ICC=0.010$ ⁶⁶ (K =mean patients recruited per practitioner, ICC =intra-cluster correlation). It was also intended to allow testing for interactions and possible treatment-specific effects. The target sample size required 86 practitioners to actively recruit patients (29 practitioners per therapy). To allow for 30% dropout, based on a similar prospective cohort study in acupuncture,¹⁵ we aimed to recruit 986 patients.

Data entry

Paper questionnaires were entered online by researchers and checked for accuracy. All data were downloaded into MS Excel, cleaned and exported into SPSS V.22 and Stata for analysis.

Analysis

Data were explored using descriptive statistics and graphs. Cronbach's alpha was calculated to summarise the internal consistency of the measures at baseline. No imputation was undertaken for missing values.

To test the extent to which each contextual component predicted patient outcomes over time (aim 1), multilevel linear mixed models were run with observations nested within patients over time and patients nested within practitioners. Separate models were run to test the effect of each individual contextual component on patient outcomes. These models excluded hypothesised mediators but did control for baseline back-related disability and other potential confounders specified in the protocol: leg pain and shoulder/neck pain bothersomeness; duration of LBP; age; gender; work status; compensation status; comorbidities; co-treatments; socioeconomic status (using deprivation index as indicated by postcode). The effect size was calculated for significant predictors using the partial eta-squared for multivariate regression, which can be interpreted as follows: 0.02 is a small effect, 0.13 moderate and 0.26 large.⁶⁷

To test whether the effect of contextual components on patient outcomes was mediated by perceived threat of pain, self-efficacy for coping and/or psychosocial distress (aim 2), the Baron and Kenny approach was used.⁶⁸ This involved (1) testing whether each hypothesised mediator was associated with the outcome (RMDQ), and then (2) controlling for those hypothesised mediators that were associated with the outcome in the analyses of those contextual components which had a statistically significant relationship with the outcome. This enabled a determination of whether the relationship between the

contextual components and outcome remained significant or whether the relationship was largely explained by the presence of the mediators. Mediators were included in models as repeated measures.

To compare the effects of contextual components on patient outcomes across osteopathy, acupuncture and physiotherapy (aim 3), the presence of significant interactions between contextual components and treatment type was tested.

Patient public involvement

One volunteer, with personal experience of back pain and clinical research, acted as a patient advisor in this study. She attended team meetings and was involved in decision-making around study procedures and conduct including advising on the design of patient-facing study documents. She also wrote to participants to thank them for taking part. Involving members of the public in the management of research helps to improve researchers' awareness of participants' needs and perspectives and can enhance the design and conduct of studies.⁶⁹

RESULTS

Participants

Overall, 166 practitioners and 960 patients participated. On average, each practitioner recruited 5.7 patients (SD=8.2). **Figure 1** shows overall participant flow; this is split by treatment group in online supplemental figure 1.

Table 1 shows patient characteristics at baseline, split by treatment group. Most patients were women, university-educated, resided in the 50% least deprived neighbourhoods in the country, had LBP for up to 3 months, did not have a significant comorbidity and were using additional treatment(s). The group of patients accessing physiotherapy on the NHS differed from the other groups, they were less likely to hold postgraduate qualifications, more likely to be unemployed or on sick leave, more likely to have chronic LBP and more likely to report a compensation or other legal claim related to their LBP (absolute numbers of claims were low).

As a cohort, practitioners had been working for 20 years since qualifying (M=20.6, SD=10.1) and felt they were highly experienced at treating patients with LBP (M=4.3, SD=0.8). Compared with the other groups, physiotherapists working in the NHS had been working for fewer years since qualifying (M=15.5, SD=7.2) and rated themselves as less experienced with LBP (M=3.8, SD=1.3). Online supplemental table 4 presents full practitioner characteristics by treatment group.

Outcomes over time

On average, patients improved from baseline to 2 weeks and from 2 weeks to 3 months on all primary and secondary outcome measures, except for overall satisfaction with healthcare which remained similarly high at all measurement points. **Figure 2** displays the change in back-related disability over time; outcomes by treatment

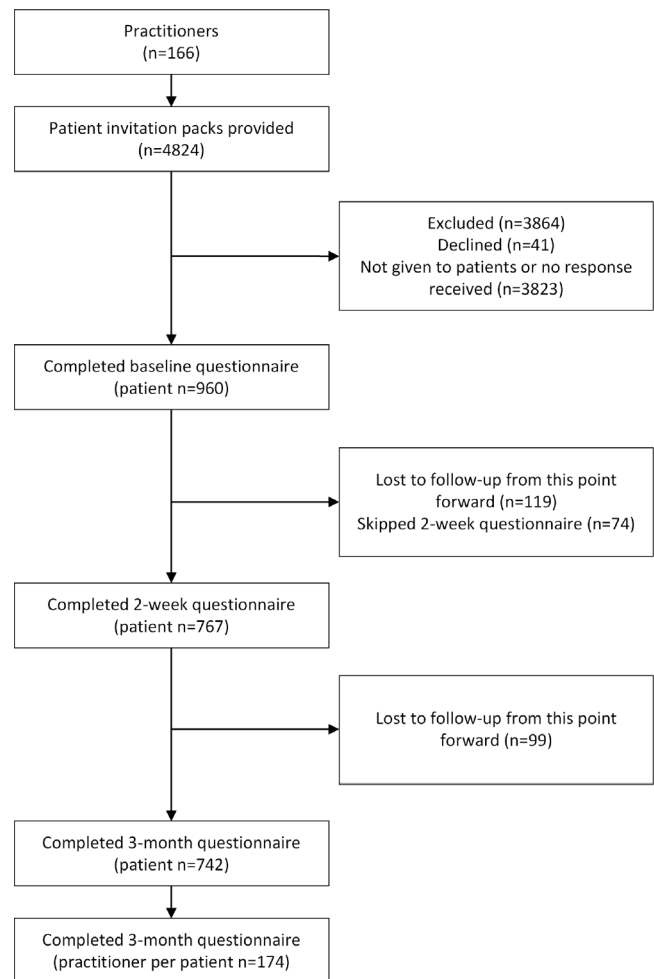


Figure 1 Modified consort diagram. Showing participant flow, recruitment and drop-out.

group and secondary outcomes are provided in online supplemental figure 2 and table 5, respectively.

Contextual predictors of back-related disability over time

Table 2 shows the results of models assessing the relationship between each contextual component and back-related disability over time. After controlling for baseline disability and potential confounders, statistically significant predictors of reduced back-related disability over time were: stronger therapeutic alliance on all three dimensions; higher patient satisfaction with appointment systems; reduced perceived credibility of chosen treatment and increased practitioner-rated outcome expectancies.

Therapeutic alliance concerning task and practitioner-rated outcome expectancies demonstrated the largest effect sizes. For each unit increase in patients' rating of the therapeutic alliance (task), patient-rated back-related disability over time decreased by 2.33 points (95% CI -2.89 to -1.77) on the RMDQ. For each unit increase in practitioners' patient-specific outcome expectancies, patient-rated back-related disability over time decreased by 1.29 points (95% CI -1.66 to -0.92) on the RMDQ.

**Table 1** Characteristics at baseline of patients with a new episode of low back pain, for the whole sample and for subgroups of patients receiving physiotherapy in the NHS, physiotherapy in the private sector, osteopathy and acupuncture, n (%)

	Whole sample	Physiotherapy NHS	Physiotherapy private sector	Osteopathy	Acupuncture
<i>Practitioners</i>					
Total	166 (100)	36 (21.7)	29 (17.5)	46 (27.7)	55 (33.1)
<i>Patients</i>					
Total	960 (100)	196 (20.4)	165 (17.2)	394 (41.0)	205 (21.4)
Age (years): M (SD)	52.3 (14.7)	52.4 (15.2)	55.4 (14.6)	57.3 (14.3)	56.0 (15.0)
Gender					
Female	605 (63.0)	127 (64.8)	103 (62.4)	238 (60.4)	137 (66.8)
Male	338 (35.2)	65 (33.2)	61 (37.0)	151 (38.3)	61 (29.8)
Missing data	17 (1.8)	4 (2.0)	1 (0.6)	5 (1.3)	7 (3.4)
Education					
Up to secondary	39 (4.1)	12 (6.1)	1 (0.6)	18 (4.6)	8 (3.9)
Finished secondary	306 (31.9)	72 (36.73)	39 (23.6)	128 (32.5)	67 (32.7)
Finished sixth form	214 (22.3)	51 (26.0)	35 (21.2)	94 (23.9)	34 (16.6)
Undergraduate	258 (26.9)	40 (20.4)	62 (37.6)	97 (24.6)	59 (28.8)
Postgraduate	123 (12.8)	13 (6.6)	27 (16.4)	51 (12.9)	32 (15.6)
Missing data	20 (2.1)	8 (4.1)	1 (0.6)	6 (1.5)	5 (2.4)
Work status					
Employed	527 (54.9)	116 (59.2)	92 (55.8)	211 (53.6)	108 (52.7)
Unemployed/sick leave	65 (6.8)	22 (11.2)	8 (4.8)	22 (5.6)	13 (6.3)
Student/homemaker	60 (6.3)	11 (5.6)	14 (8.5)	20 (5.1)	15 (7.3)
Retired	280 (29.2)	43 (21.9)	50 (30.3)	125 (31.7)	62 (30.2)
Missing data	28 (2.9)	4 (2.0)	1 (0.6)	16 (4.1)	7 (3.4)
Healthcare sector					
Private sector	742 (77.3)	0	165 (100)	389 (98.7)	188 (91.7)
NHS	218 (22.7)	196 (100)	0	5 (1.3)	17 (8.3)
Duration of back pain					
Up to 1 week	127 (13.2)	8 (4.1)	37 (22.4)	67 (17.0)	15 (7.3)
1 week to 1 month	257 (26.8)	20 (10.2)	50 (30.3)	140 (35.5)	47 (22.9)
1–3 months	179 (18.6)	41 (20.9)	33 (20.0)	77 (19.5)	28 (13.7)
3 months to 1 year	158 (16.5)	57 (29.1)	23 (13.9)	48 (12.2)	30 (14.6)
1 year+	214 (22.3)	62 (31.6)	20 (12.1)	55 (14.0)	77 (37.6)
Missing data	25 (2.6)	8 (4.1)	2 (1.2)	7 (1.8)	8 (3.9)
Number of previous episodes					
None	210 (21.9)	58 (29.6)	33 (20.0)	64 (16.2)	55 (26.8)
5 or fewer	317 (33.0)	62 (31.6)	60 (36.4)	147 (37.3)	48 (23.4)
More than 5	349 (36.4)	53 (27.0)	62 (37.6)	154 (39.1)	80 (39.0)
Missing data	84 (8.8)	23 (11.7)	10 (6.1)	29 (7.4)	22 (10.7)
Comorbidity					
Longstanding illness or disability (besides LBP)	321 (33.4)	71 (36.2)	51 (30.9)	119 (30.2)	80 (39.0)
Missing data	17 (1.8)	7 (3.6)	1 (0.6)	8 (2.0)	5 (2.4)
Co-treatment					
Currently using other treatments	562 (58.5)	123 (62.8)	89 (53.9)	215 (54.6)	135 (65.9)
Missing data	17 (1.8)	10 (5.1)	2 (1.2)	12 (3.0)	4 (2.0)

Continued

Table 1 Continued

	Whole sample	Physiotherapy NHS	Physiotherapy private sector	Osteopathy	Acupuncture
Compensation					
Compensation or legal claim for LBP	27 (2.8)	13 (6.6)	5 (3.0)	6 (1.5)	3 (1.5)
Missing data	17 (1.8)	4 (2.0)	1 (0.6)	6 (1.5)	4 (2.0)

LBP, low back pain; NHS, National Health Service.

Mediation analysis to examine mechanisms

All the mediators were significantly associated with the outcome (for descriptive statistics see online supplemental table 6). For each unit increase in self-efficacy for coping with pain, RMDQ improved by 0.07 (95% CI -0.08 to -0.05). As psychosocial distress increased by one unit, RMDQ increased by 1.43 (95% CI 1.09 to 1.77). And as overall perception of back pain as threatening increased by one unit, RMDQ Score increased by 0.23 (95% CI 0.21 to 0.25). After controlling for these three variables in the longitudinal multilevel models, the measures of therapeutic alliance, satisfaction with appointment systems and reduced perceived credibility of treatment were no longer statistically significant predictors of RMDQ (table 2). This suggests that their effects on disability are indeed mediated by increased self-efficacy for coping with pain, reduced perception of back pain as threatening and reduction in psychosocial distress.

Practitioners' outcome expectancies at baseline showed reduced but still statistically significant effects on RMDQ changes over time, suggesting that their effects are only partially mediated. In all cases the mediators remained associated with the outcome in the multivariable models, except for self-efficacy, which was not statistically significant in the model with practitioners' outcome expectancies. This suggests that the effect of practitioners' outcome expectancies at baseline on changes in RMDQ

over time was partially mediated by changes in perception of back pain as threatening and psychosocial distress. For a visual summary of the general mediation model tested, see online supplemental figure 3.

Comparisons across treatments

The longitudinal models revealed no significant interactions between contextual factors and treatment type (see online supplemental table 7). This indicates that the effects of contextual components on back-related disability do not differ significantly between osteopathy, acupuncture and physiotherapy.

DISCUSSION

This large prospective cohort study investigated the effects and mediating pathways of multiple contextual components on patient outcomes across three different therapies in the private and public sectors. As hypothesised, components representing four non-pharmacological contextual domains were significantly associated with back-related disability over time in a large cohort of patients with LBP seeking osteopathy, acupuncture and physiotherapy. The patient-practitioner therapeutic alliance and practitioners' expectancies of how individual patients will respond to treatment were the strongest contextual components, showing the largest effects on patient outcomes. These components reduced disability at least partly by improving patients' self-efficacy for coping and reducing psychosocial distress and the perceived threat of LBP. Other contextual components emerged as statistically significant predictors of improved outcome over time: the healthcare environment, specifically greater satisfaction with appointments; and (contrary to hypothesised direction of association) patients' beliefs, specifically reduced perceived credibility of one's chosen treatment. The relationship between contextual components and patient outcomes did not differ across osteopathy, acupuncture and physiotherapy.

The current study extends understanding of the mechanisms through which contextual factors may impact patient health outcomes. Earlier studies have investigated pathways among smaller numbers of contextual variables and suggested, for example, that self-efficacy mediates the impact on osteoarthritis pain of practitioners communicating positive expectancies,³⁵ affective aspects of the therapeutic relationship may shape

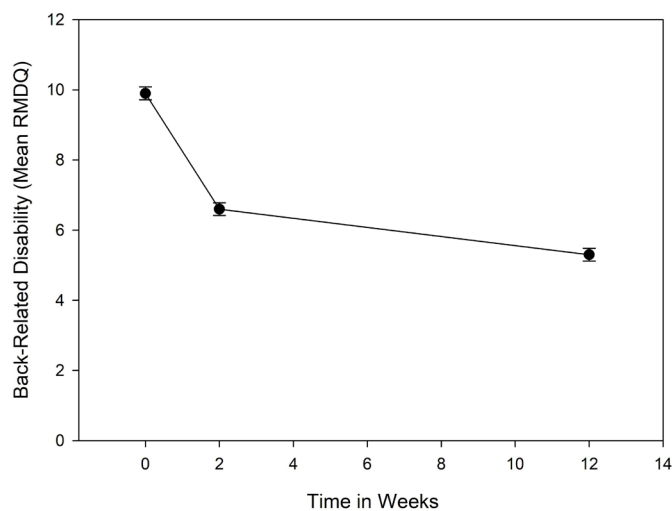


Figure 2 Back-related disability over time. Mean scores and SEs are plotted. RMDQ, Roland-Morris Disability Questionnaire.

Table 2 Longitudinal models assessing contextual predictors of back-related disability over time in patients receiving physiotherapy, osteopathy or acupuncture for a new episode of low back pain

Contextual component	Possible scale range	Mean (SD)	Change in RMDQ for one-unit change in component			Effect size partial eta squared (95% CI)†
			Unadjusted for confounders	Adjusted for confounders*	Adjusted for mediator‡	
Therapeutic alliance: goal	1–5	4.2 (0.7)	-1.14 (-1.69 to -0.60)	-0.94 (-1.54 to -0.35)	0.36 (-0.09 to 0.82)	0.02 (0.004 to 0.04)
Therapeutic alliance: task	1–5	4.0 (0.6)	-2.78 (-3.33 to -2.23)	-2.33 (-2.89 to -1.77)	0.13 (-0.34 to 0.61)	0.10 (0.07 to 0.14)
Therapeutic alliance: bond	1–5	4.1 (0.9)	-1.14 (-1.56 to -0.32)	-0.86 (-1.30 to -0.43)	-0.10 (-0.43 to 0.23)	0.03 (0.01 to 0.05)
Environment: limits on treatment	4–28	11.5 (2.9)	-0.08 (-0.25 to 0.09)	-0.03 (-0.23 to 0.16)		
Environment: connections within the healthcare system	3–21	11.3 (2.3)	0.01 (-0.23 to 0.25)	-0.05 (-0.27 to 0.17)		
Environment: satisfaction with appointment systems	1–5	1.9 (0.7)	1.31 (0.81 to 1.82)	0.67 (0.13 to 1.20)	-0.23 (-0.65 to 0.14)	0.02 (0.01 to 0.04)
Environment: satisfaction with access	1–5	2.5 (0.6)	1.01 (0.38 to 1.63)	0.60 (-0.04 to 1.26)		
Environment: satisfaction with facilities	1–5	2.2 (0.8)	0.52 (0.04 to 1.01)	0.34 (-0.18 to 0.86)		
Patient's beliefs: perceived credibility of treatment	1–5	3.0 (0.3)	1.34 (0.19 to 2.50)	1.51 (0.35 to 2.67)	0.58 (-0.28 to 1.44)	0.01 (0.001 to 0.03)
Patient's beliefs: expectancies for treatment effectiveness	1–5	2.8 (0.3)	0.17 (-0.99 to 1.34)	0.12 (-1.05 to 1.29)		
Patient's beliefs: concerns about treatment	1–5	2.9 (0.3)	-0.36 (-1.45 to 0.73)	-0.26 (-1.37 to 0.86)		
Patient's beliefs: individualised fit of treatment	1–5	2.9 (0.3)	0.14 (-1.07 to 1.34)	0.59 (-0.65 to 1.83)		
Practitioner's beliefs: psychological	4–28	17.8 (3.6)	0.13 (-0.06 to 0.32)	0.03 (-0.15 to 0.20)		
Practitioner's beliefs: confidence	2–14	8.2 (2.0)	0.03 (-0.27 to 0.32)	0.10 (-0.19 to 0.40)		
Practitioner's beliefs: reactivation	3–21	15.3 (3.0)	-0.06 (-0.24 to 0.13)	0.08 (-0.10 to 0.25)		
Practitioner's beliefs: biomedical	3–21	12.2 (3.6)	-0.06 (-0.22 to 0.10)	-0.07 (-0.25 to 0.11)		
Practitioner's beliefs: outcome expectancies	1–7	5.7 (1.1)	-1.77 (-2.12 to -1.42)	-1.29 (-1.66 to -0.92)	-0.42 (-0.70 to -0.13)	0.08 (0.05 to 0.11)

Table reports the results of separate models run to test the effect of each individual contextual factor on patient outcomes, specifically back-related disability.

*Adjusted for baseline back-related disability and: leg pain and shoulder/neck pain bothersomeness; duration of LBP; age; gender; work status; compensation status; comorbidities; co-treatments; socioeconomic status.

†Adjusted for mediation by perceived threat of pain, self-efficacy for coping and psychosocial distress.

‡Effect size only reported for statistically significant contextual predictors of back-related disability over time. RMDQ, Roland Morris Disability Questionnaire.

patient expectancies in chronic pain,⁷⁰ and expectancies might impact pain via reduced catastrophising in chronic back pain.³³ The current results further suggest contextual factors reduce back-related disability in part by enhancing patient self-efficacy for coping with pain, reducing the perceived threat of pain and reducing psychosocial distress. This is broadly consistent with the fear avoidance model³⁴ and social cognitive theory.³⁶ It also builds on work in adjacent areas such as communication⁴¹ and starts to map potential evidence-based psychological pathways through which contextual factors might impact patient outcomes.

The prospective but non-experimental design requires cautious interpretation regarding possible causal relationships between variables: the results provide evidence of predictive relationships between variables over time, which are consistent with, but insufficient to establish causality. Experimental designs (eg, trials) are now required to build on this work and to confirm the clinical importance of therapeutic alliance as a factor that influences patient outcomes. While 97% of the baseline sample size was achieved (960 vs 986), retention was higher than anticipated (77% vs 70%) and the final sample at follow-up exceeded that required a priori (108%, n=742 vs 690). The geographical spread across the UK and the large cohort size suggests that the results may be generalisable beyond this sample. All variables were measured using self-report questionnaires, potentially introducing social desirability and/or shared-method bias; the former was partially mitigated by patients returning questionnaires directly to the researchers, not their clinicians; the latter was partially mitigated by the inclusion of patient and practitioner completed questionnaires and the separation in time of the measurement of predictors and outcomes. Some of the ABS-MP subscales had low internal consistency in this sample (Cronbach's alphas <0.6) suggesting the results of those analyses may be unreliable. Empathy and perceived competence, potentially important contextual components associated with the therapeutic relationship,⁷¹ were not directly captured by the measure of therapeutic alliance.

The current findings highlight the relative importance of the therapeutic alliance as a contextual predictor of back-related disability over time, compared with other contextual components. The minimum clinically important difference for primary care patients with LBP has been calculated as a standard 2–3 points⁷² or a 30% reduction in RMDQ score from baseline.⁷³ Therefore, a one unit increase in patients' rating of the therapeutic alliance (task) and a two unit increase in practitioners' outcome expectancies would be associated with a clinically important reduction in back-related disability for patients scoring 7 or less on the RMDQ at baseline. For patients scoring 8–15 points on the RMDQ at baseline, a two-unit increase in patients' rating of the therapeutic alliance (task) and a three-unit increase in practitioners' outcome expectancies may be needed to make a clinically important difference.

Our findings support a growing emphasis on patient–practitioner communication and relationships in musculoskeletal healthcare interactions. Previous studies and reviews have also suggested the importance of the therapeutic relationship for positive patient outcomes^{7 10} but have not considered the extensive selection of other contextual variables measured here. A recent systematic review in physiotherapy concluded that there was a lack of evidence of a strong relationship between therapeutic alliance and reduced pain, but the studies reviewed were all much smaller than the current cohort (n=12–182) and may have been underpowered.⁷⁴ The only other contextual factor to approach a moderate effect size on patient outcomes was the practitioners' outcome expectancies at baseline, which predicted outcomes even after controlling for baseline clinical and sociodemographic variables. This factor has been somewhat overlooked in the literature but was also found to predict outcomes in a large acupuncture study.²³ The reasons for this association likely involve practitioners making global clinical judgements that incorporate factors not measured in the current study. The statistically significant association between lower perceived treatment credibility and improved patient outcomes was not in the predicted direction; the effect size was very small (0.01) and unlikely to be clinically significant. It may be that patients who believe their treatment is extremely credible are more likely to then experience some disappointment when experiencing the reality of that treatment, which may then impact engagement with treatment and/or outcome reporting. The lack of association between patients' expectancies and subsequent outcomes was unexpected given the balance of previous findings linking patient expectancies to outcomes,^{9 75} but not unprecedented: expectancies are more strongly and consistently associated with experimental acute and procedural pain than chronic pain.¹¹ This null finding may be related to timing, as expectancies may change over time⁷⁶ and patients can be reluctant to specify expectancies about effectiveness early in treatment, while concepts such as hope may have greater resonance in clinical settings.⁷⁷ The lack of associations between patient outcomes and practitioner perceptions of the healthcare environment, attitudes and orientation to LBP was also unexpected, but may be an artefact of the low reliability of the ABS-mp subscales.

Future research, using qualitative methods, could explore how practitioners form positive outcome expectancies and how this might be harnessed in practice. The possible causal nature of and mechanisms by which practitioner outcome expectancies impact patient outcomes also require further research. To confirm the clinical importance of therapeutic alliance and enable practitioners to harness this in practice, sensible next steps would be to develop and then trial brief and engaging post-qualification training for practitioners, using a systematic approach such as the person-based approach to intervention development.⁷⁸

Having a strong therapeutic alliance and positive practitioner expectancies of outcome were the strongest contextual predictors of reduced disability in a large cohort of patients with LBP receiving physiotherapy, osteopathy and acupuncture. These operate in part by altering known



psychological predictors of outcome: self-efficacy, perceived pain threat and psychosocial distress. Enhancing these contextual components in practice could improve patient health outcomes from LBP. While a strong therapeutic alliance concerning the ultimate goals of treatment and a strong affective bond are associated with improved patient health outcomes, it is the strength of alliance concerning how to achieve the goals (ie, the tasks of treatment) that has the largest effect on improved outcomes. The lack of between-treatment differences in significant predictors suggests the potential for shared learning across therapies to improve contextual components. It is advisable for clinicians to focus on strengthening their alliance building related to how the patient should reach an agreed-upon goal within the context of a strong affective bond. Evidence-based, engaging, training could be developed to support skills in therapeutic alliance building.

Author affiliations

¹Department of Psychology, University of Southampton, Southampton, UK

²Department of Psychology, University of Portsmouth, Portsmouth, UK

³Health Sciences, University of Southampton, Southampton, UK

⁴Therapy Services, University Hospital Southampton NHS Foundation Trust, Southampton, UK

⁵Health Sciences, University of York, York, UK

⁶Primary Care and Population Sciences, University of Southampton, Southampton, UK

⁷Institute of Population Health Sciences, Queen Mary University of London, London, UK

⁸School of Psychological Science, University of Bristol, Bristol, UK

Twitter Felicity Bishop @Flis_Bishop_PhD

Acknowledgements We would like to acknowledge the vital contribution that three, now deceased, colleagues made to the design and management of this research: Dr Borislav Dimitrov (University of Southampton), Dr Jan Leach (University of Brighton) and Professor George Lewith (University of Southampton). Specifically, George Lewith, Borislav Dimitrov and Jan Leach contributed to conceptualising the study, drafting the protocol and the associated grant application and supervising data collection. We would like to thank all the practitioners and patients who took part in this study. The Clinical Research Network, British Acupuncture Council, Chartered Society of Physiotherapy, General Osteopathic Council and the Institute of Osteopathy assisted with recruitment. Research and administrative assistance was provided by Laura Wilde, Sue Eardley, Maddy Greville-Harris, J Matthew Harvey, Daniel Scanlan, Ricky Wong, Tasnia Priti, Daniela Baramova, Helen Loader, Nicole Collaco, Yasmin Hoque and Senada Merkula. Our patient public involvement collaborator was Jo Foster.

Contributors FB led the study conception and design and drafted the manuscript. FB, KB, HM, LY and LR conceptualised the study and drafted the protocol and the associated grant application. FB, KB, HM, LY, MA-A, DC, CF and LR drafted the manuscript. MA-A was the research fellow on the study, responsible for data collection under the supervision of FB and KB and in collaboration with all authors. BS undertook the statistical analysis. All authors revised the manuscript critically for important intellectual content and gave final approval of the version to be published.

Funding This work was supported by Arthritis Research UK Special Strategic Award grant number 20552.

Competing interests FB received an honorarium and travel expenses for presenting the preliminary results of this research at the Acupuncture Research Resource Centre research symposium and has also received speaker's fees and travel expenses from the Acupuncture Association of Chartered Physiotherapists. The authors declare that they have no other competing interests.

Patient consent for publication Not required.

Ethics approval Ethical approval was obtained from NHS Health Research Authority NRES Committee East Midlands—Derby (REF: 14/EM/1113) on 22 August

2014. Participants gave written informed consent; study documents conveyed the right to decline or withdraw without affecting medical care.

Provenance and peer review Not commissioned; externally peer reviewed.

Data availability statement Deidentified participant data may be requested from the corresponding author, FB (<https://orcid.org/0000-0002-8737-6662>). Access may only be permitted for the purposes of checking the reported analyses and an analysis plan must be submitted with any request for access to the data. Due to ethical considerations, reuse for any other purpose is not permitted.

Supplemental material This content has been supplied by the author(s). It has not been vetted by BMJ Publishing Group Limited (BMJ) and may not have been peer-reviewed. Any opinions or recommendations discussed are solely those of the author(s) and are not endorsed by BMJ. BMJ disclaims all liability and responsibility arising from any reliance placed on the content. Where the content includes any translated material, BMJ does not warrant the accuracy and reliability of the translations (including but not limited to local regulations, clinical guidelines, terminology, drug names and drug dosages), and is not responsible for any error and/or omissions arising from translation and adaptation or otherwise.

Open access This is an open access article distributed in accordance with the Creative Commons Attribution 4.0 Unported (CC BY 4.0) license, which permits others to copy, redistribute, remix, transform and build upon this work for any purpose, provided the original work is properly cited, a link to the licence is given, and indication of whether changes were made. See: <https://creativecommons.org/licenses/by/4.0/>.

ORCID iDs

Felicity Bishop <http://orcid.org/0000-0002-8737-6662>

Lisa Roberts <http://orcid.org/0000-0003-2662-6696>

REFERENCES

- 1 Crum AJ, Corbin WR, Brownell KD, *et al*. Mind over milkshakes: mindsets, not just nutrients, determine ghrelin response. *Health Psychol* 2011;30:424–9.
- 2 Crum A, Zuckerman B. Changing mindsets to enhance treatment effectiveness. *JAMA* 2017;317:2063–4.
- 3 GBD 2015 Disease and Injury Incidence and Prevalence Collaborators. Global, regional, and national incidence, prevalence, and years lived with disability for 310 diseases and injuries, 1990–2015: a systematic analysis for the global burden of disease study 2015. *Lancet* 2016;388:1545–602.
- 4 Di Blasi Z, Harkness E, Ernst E, *et al*. Influence of context effects on health outcomes: a systematic review. *Lancet* 2001;357:757–62.
- 5 Roter DL. Which facets of communication have strong effects on outcome - a meta analysis. In: Stewart MA, Roter DL, eds. *Communicating with medical patients*. Newbury Park, CA: Sage Publications, 1989.
- 6 Martin DJ, Garske JP, Davis MK. Relation of the therapeutic alliance with outcome and other variables: a meta-analytic review. *J Consult Clin Psychol* 2000;68:438–50.
- 7 Hall AM, Ferreira PH, Maher CG, *et al*. The influence of the therapist-patient relationship on treatment outcome in physical rehabilitation: a systematic review. *Phys Ther* 2010;90:1099–110.
- 8 Kaptchuk TJ, Kelley JM, Conboy LA, *et al*. Components of placebo effect: randomised controlled trial in patients with irritable bowel syndrome. *BMJ* 2008;336:999–1003.
- 9 Howick J, Moscrop A, Mebius A, *et al*. Effects of empathic and positive communication in healthcare consultations: a systematic review and meta-analysis. *J R Soc Med* 2018;111:240–52.
- 10 Draper-Rodi J, Vogel S, Bishop A. Identification of prognostic factors and assessment methods on the evaluation of non-specific low back pain in a biopsychosocial environment: a scoping review. *Int J Osteop Med* 2018;30:25–34.
- 11 Peerdeman KJ, van Laarhoven AIM, Keij SM, *et al*. Relieving patients' pain with expectation interventions: a meta-analysis. *Pain* 2016;157:1179–91.
- 12 Devilly GJ, Borkovec TD. Psychometric properties of the credibility/expectancy questionnaire. *J Behav Ther Exp Psychiatry* 2000;31:73–86.
- 13 Crow R, Gage H, Hampson S, *et al*. The role of expectancies in the placebo effect and their use in the delivery of health care: a systematic review. *Health Technol Assess* 1999;3:1–96.
- 14 Colagiuri B, Smith CA. A systematic review of the effect of expectancy on treatment responses to acupuncture. *Evid Based Complement Alternat Med* 2012;2012:1–12.

- 15 Bishop FL, Yardley L, Prescott P, *et al.* Psychological covariates of longitudinal changes in back-related disability in patients undergoing acupuncture. *Clin J Pain* 2015;31:254–64.
- 16 Kong J, Wang Z, Leiser J, *et al.* Enhancing treatment of osteoarthritis knee pain by boosting expectancy: a functional neuroimaging study. *Neuroimage Clin* 2018;18:325–34.
- 17 Pincus T, Foster NE, Vogel S, *et al.* Attitudes to back pain amongst musculoskeletal practitioners: a comparison of professional groups and practice settings using the ABS-mp. *Man Ther* 2007;12:167–75.
- 18 Bishop A, Foster NE, Thomas E, *et al.* How does the self-reported clinical management of patients with low back pain relate to the attitudes and beliefs of health care practitioners? A survey of UK general practitioners and physiotherapists. *Pain* 2008;135:187–95.
- 19 Houben RMA, Ostelo RWJG, Vlaeyen JWS, *et al.* Health care providers' orientations towards common low back pain predict perceived harmfulness of physical activities and recommendations regarding return to normal activity. *Eur J Pain* 2005;9:173–83.
- 20 Simmonds MJ, Derghazarian T, Vlaeyen JWS. Physiotherapists' knowledge, attitudes, and intolerance of uncertainty influence decision making in low back pain. *Clin J Pain* 2012;28:467–74.
- 21 Thomson OP, Petty NJ, Moore AP. Osteopaths' professional views, identities and conceptions – A qualitative grounded theory study. *Int J Osteopat Med* 2014;17:146–59.
- 22 Hughes JG, Goldbart J, Fairhurst E, *et al.* Exploring acupuncturists' perceptions of treating patients with rheumatoid arthritis. *Complement Ther Med* 2007;15:101–8.
- 23 Witt CM, Martins F, Willich SN, *et al.* Can I help you? Physicians' expectations as predictor for treatment outcome. *Eur J Pain* 2012;16:1455–66.
- 24 Aiken LH, Sermeus W, Van den Heede K, *et al.* Patient safety, satisfaction, and quality of hospital care: cross sectional surveys of nurses and patients in 12 countries in Europe and the United States. *BMJ* 2012;344:e1717.
- 25 Drahota A, Ward D, Mackenzie H. Sensory environment on health-related outcomes of hospital patients (review). *Cochrane Database of Systematic Reviews* 2012;3:CD005315.
- 26 Bishop FL, Barlow F, Coghlan B, *et al.* Patients as healthcare consumers in the public and private sectors: a qualitative study of acupuncture in the UK. *BMC Health Serv Res* 2011;11:129.
- 27 Bishop FL, Amos N, Yu H, *et al.* Health-care sector and complementary medicine: practitioners' experiences of delivering acupuncture in the public and private sectors. *Prim Health Care Res Dev* 2012;13:269–78.
- 28 Bradbury KJ, Bishop FL, Yardley L, *et al.* Patients' appraisals of public and private healthcare: a qualitative study of physiotherapy and osteopathy. *J Health Psychol* 2013;18:1307–18.
- 29 Evans M, Paterson C, Wye L, *et al.* Lifestyle and self-care advice within traditional acupuncture consultations: a qualitative observational study nested in a co-operative inquiry. *J Altern Complement Med* 2011;17:519–29.
- 30 Paterson C, Evans M, Bertschinger R, *et al.* Communication about self-care in traditional acupuncture consultations: the co-construction of individualised support and advice. *Patient Educ Couns* 2012;89:467–75.
- 31 Haanstra TM, Kamper SJ, Williams CM, *et al.* Does adherence to treatment mediate the relationship between patients' treatment outcome expectancies and the outcomes of pain intensity and recovery from acute low back pain? *Pain* 2015;156:1530–6.
- 32 Agarwal V. Re-conceptualizing pain through patient-centred care in the complementary and alternative medicine therapeutic relationship. *J Adv Nurs* 2018;74:2406–15.
- 33 Carriere JS, Martel MO, Meints SM. What do you expect? Catastrophizing mediates associations between expectancies and pain-facilitatory processes. *Europ J Pain* 2018.
- 34 Vlaeyen JWS, Linton SJ. Fear-avoidance model of chronic musculoskeletal pain: 12 years on. *Pain* 2012;153:1144–7.
- 35 Hsiao-Wei Lo G, Balasubramanyam AS, Barbo A, *et al.* Link between positive Clinician-Conveyed expectations of treatment effect and pain reduction in knee osteoarthritis, mediated by patient self-efficacy. *Arthritis Care Res* 2016;68:952–7.
- 36 Bandura A. Self-efficacy: toward a unifying theory of behavioral change. *Psychol Rev* 1977;84:191–215.
- 37 Carlino E, Benedetti F. Different contexts, different pains, different experiences. *Neuroscience* 2016;338:19–26.
- 38 Lee I-S, Wallraven C, Kong J, *et al.* When pain is not only pain: inserting needles into the body evokes distinct reward-related brain responses in the context of a treatment. *Physiol Behav* 2015;140:148–55.
- 39 Fields HL. How expectations influence pain. *Pain* 2018;159:S3–10.
- 40 Neumann M, Bensing J, Mercer S, *et al.* Analyzing the “nature” and “specific effectiveness” of clinical empathy: a theoretical overview and contribution towards a theory-based research agenda. *Patient Educ Couns* 2009;74:339–46.
- 41 Street RL, Makoul G, Arora NK, *et al.* How does communication heal? Pathways linking clinician-patient communication to health outcomes. *Patient Educ Couns* 2009;74:295–301.
- 42 Bradbury K, Al-Abbadey M, Carnes D, *et al.* Non-specific mechanisms in orthodox and CAM management of low back pain (MOCAM): theoretical framework and protocol for a prospective cohort study. *BMJ Open* 2016;6:e012209.
- 43 Vickers AJ, Vertosick EA, Lewith G, *et al.* Acupuncture for chronic pain: update of an individual patient data meta-analysis. *J Pain* 2018;19:455–74.
- 44 Breivik H, Collett B, Ventafridda V, *et al.* Survey of chronic pain in Europe: prevalence, impact on daily life, and treatment. *Eur J Pain* 2006;10:287–333.
- 45 Rubinstein SM, de Zoete A, van Middelkoop M, *et al.* Benefits and harms of spinal manipulative therapy for the treatment of chronic low back pain: systematic review and meta-analysis of randomised controlled trials. *BMJ* 2019;364:l689.
- 46 Oliveira CB, Maher CG, Pinto RZ, *et al.* Clinical practice guidelines for the management of non-specific low back pain in primary care: an updated overview. *Eur Spine J* 2018;27:2791–803.
- 47 Qaseem A, Wilt TJ, McLean RM, *et al.* Noninvasive treatments for acute, subacute, and chronic low back pain: a clinical practice guideline from the American College of physicians. *Ann Intern Med* 2017;166:514–30.
- 48 Foley H, Steel A. Patient perceptions of clinical care in complementary medicine: a systematic review of the consultation experience. *Patient Educ Couns* 2017;100:212–23.
- 49 Kaptchuk TJ, Stason WB, Davis RB, *et al.* Sham device V inert pill: randomised controlled trial of two placebo treatments. *BMJ* 2006;332:391–7.
- 50 Bishop FL, Lewis G, Harris S, *et al.* A within-subjects trial to test the equivalence of online and paper outcome measures: the Roland Morris disability questionnaire. *BMC Musculoskelet Disord* 2010;11:113.
- 51 Roland M, Morris R. A study of the natural history of back pain. Part I: development of a reliable and sensitive measure of disability in low-back pain. *Spine* 1983;8:141–4.
- 52 Croft PR, Macfarlane GJ, Papageorgiou AC, *et al.* Outcome of low back pain in general practice: a prospective study. *BMJ* 1998;316:1356–9.
- 53 Hestbaek L, Leboeuf-Yde C, Engberg M, *et al.* The course of low back pain in a general population. results from a 5-year prospective study. *J Manipulative Physiol Ther* 2003;26:213–9.
- 54 Robinson KA, Dinglas VD, Sukrithan V, *et al.* Updated systematic review identifies substantial number of retention strategies: using more strategies retains more study participants. *J Clin Epidemiol* 2015;68:1481–7.
- 55 Deyo RA, Battie M, Beurskens AJ, *et al.* Outcome measures for low back pain research. A proposal for standardized use. *Spine* 1998;23:2003–13.
- 56 Horvath AO, Greenberg LS. Development and validation of the working alliance inventory. *J Couns Psychol* 1989;36:223–33.
- 57 Busseri MA, Tyler JD. Interchangeability of the working alliance inventory and working alliance inventory, short form. *Psychol Assess* 2003;15:193–7.
- 58 Pincus T, Vogel S, Santos R, *et al.* The attitudes to back pain scale in musculoskeletal practitioners (ABS-mp): the development and testing of a new questionnaire. *Clin J Pain* 2006;22:378–86.
- 59 Grogan S, Conner M, Norman P, *et al.* Validation of a questionnaire measuring patient satisfaction with general practitioner services. *Qual Health Care* 2000;9:210–5.
- 60 Dima A, Lewith GT, Little P, *et al.* Patients' treatment beliefs in low back pain: development and validation of a questionnaire in primary care. *Pain* 2015;156:1489–500.
- 61 Broadbent E, Petrie KJ, Main J, *et al.* The brief illness perception questionnaire. *J Psychosom Res* 2006;60:631–7.
- 62 Anderson KO, Dowds BN, Pelletz RE, *et al.* Development and initial validation of a scale to measure self-efficacy beliefs in patients with chronic pain. *Pain* 1995;63:77–83.
- 63 Hill JC, Dunn KM, Lewis M, *et al.* A primary care back pain screening tool: identifying patient subgroups for initial treatment. *Arthritis Rheum* 2008;59:632–41.
- 64 Dunn KM, Croft PR. Classification of low back pain in primary care: using “Bothersomeness” to identify the most severe cases. *Spine* 2005;30:1887–92.
- 65 Department for Communities and Local Government. *The English index of multiple deprivation (IMD) 2015–guidance*, 2015.
- 66 Farrin A, Russell I, Torgerson D, *et al.* Differential recruitment in a cluster randomized trial in primary care: the experience of the UK



- back pain, exercise, active management and manipulation (UK BEAM) feasibility study. *Clin Trials* 2005;2:119–24.
- 67 Rules of thumb on magnitudes of effect sizes. MRC CBU Wiki. Available: <http://imaging.mrc-cbu.cam.ac.uk/statswiki/FAQ/effectSize> [Accessed Feb 2021].
- 68 Baron RM, Kenny DA. The moderator-mediator variable distinction in social psychological research: conceptual, strategic, and statistical considerations. *J Pers Soc Psychol* 1986;51:1173–82.
- 69 Brett J, Staniszewska S, Mockford C, et al. Mapping the impact of patient and public involvement on health and social care research: a systematic review. *Health Expect* 2014;17:637–50.
- 70 Wiering B, de Boer D, Krol M, et al. Entertaining accurate treatment expectations while suffering from chronic pain: an exploration of treatment expectations and the relationship with patient- provider communication. *BMC Health Serv Res* 2018;18:706.
- 71 Howe LC, Goyer JP, Crum AJ. Harnessing the placebo effect: exploring the influence of physician characteristics on placebo response. *Health Psychol* 2017;36:1074–82.
- 72 Roland M, Fairbank J. The Roland-Morris disability questionnaire and the Oswestry disability questionnaire. *Spine* 2000;25:3115–24.
- 73 Jordan K, Dunn KM, Lewis M, et al. A minimal clinically important difference was derived for the Roland-Morris disability questionnaire for low back pain. *J Clin Epidemiol* 2006;59:45–52.
- 74 Taccolini Manzoni AC, Bastos de Oliveira NT, Nunes Cabral CM, et al. The role of the therapeutic alliance on pain relief in musculoskeletal rehabilitation: a systematic review. *Physiother Theory Pract* 2018;34:901–15.
- 75 Peerdeman KJ, van Laarhoven AIM, Peters ML, et al. An integrative review of the influence of Expectancies on pain. *Front Psychol* 2016;7:1270.
- 76 Eaves ER, Sherman KJ, Ritenbaugh C, et al. A qualitative study of changes in expectations over time among patients with chronic low back pain seeking four CaM therapies. *BMC Complement Altern Med* 2015;15:12.
- 77 Bishop FL, Lewith GT. Patients' preconceptions of acupuncture: a qualitative study exploring the decisions patients make when seeking acupuncture. *BMC Complement Altern Med* 2013;13:102.
- 78 Yardley L, Morrison L, Bradbury K, et al. The person-based approach to intervention development: application to digital health-related behavior change interventions. *J Med Internet Res* 2015;17:e30.