

## REVIEW OF NEW REMOTE CONTROL AND COMPUTER-LINKED SYSTEMS TO INCREASE DRIVER AND VEHICLE SAFETY.

DA SANDERS  
University of Portsmouth,  
Portsmouth PO1 3DJ  
United Kingdom  
david.sanders@port.ac.uk

### **ABSTRACT**

*This paper reviews some new remote control and computer-linked systems that may increase safety. The remote control network, generically termed X-by-Wire will be routed through an on-board computer, allowing control systems to manipulate driver inputs. This has implications for safety. A combination of X-by-Wire systems may facilitate quicker reaction times, especially for evasive action and stabilizing cars. When driver monitoring systems and lane keeping technology matures, computers may be able to assess the roadworthiness of the driver and act accordingly. While interesting, reliability coupled with a loss of driver involvement is a concern.*

**Key Words** – DRIVER, COMPUTER, VEHICLE, SAFETY, FLY BY WIRE.

### **I. INTRODUCTION**

Technology has tended to increase safety and future car systems should continue this trend. They may be faster to react and evasive action will be better executed since a driver may be quicker to respond and systems may maintain stability during maneuvers. Through computer control, cars may become less likely to crash as onboard systems recognize when drivers are not fit to drive. It has been estimated that 30-40% of accidents happen because of drowsiness or lapses of concentration. Finally the removal of solid mechanical links will reduce chest injuries.

The number of people injured on UK roads in 1996 was 320,302, of those 3,621 were killed, (compared to 6,366 in 1975 [1]). Road user casualties have continued to fall since data was collected. Annual deaths have remained around 3,500 since the mid 1990's: 1998 being 3,421 [1][23]. Conversely the number of road users is

increasing.

Current technology and advanced design is responsible for improvement. Contemporary systems now range from seatbelts to better brakes, now supported with ABS (anti-lock braking system) and airbag technologies. Modifications to the car body have seen crumple zones to absorb impact energy from frontal collisions, and side impact bars – protection from the second most common impact. Recent to the market are dynamic stability control systems – such as ESP (electronic stability program) that aim to stabilize the car when human reactive abilities are often not fast enough.

Fitting an airbag to a motorcar increases the occupants' chance of survival by up to 11%. Furthermore 85% of prospective car buyers sight ABS, Airbags and traction control as key elements of their purchasing decision. Today, safety sells cars.

Conventionally, steering, acceleration and braking have been inextricably linked with the driver's commands, regardless of whether they're right or wrong. For example, the steering wheel is connected to a shaft, which in turn drives a steering rack thus turning the wheels. With new technology, electronic actuators could play an ever-increasing role. This is illustrated by Delphi Automotives power assisted steering in the new Fiat Punto. E-STEER(TM) eliminates the traditional system's ancillary equipment such as the power steering pump, reducing the energy drawn from the engine and improving fuel economy. E-STEER provides power steering even with the engine off.

### **II. X-BY-WIRE**

Currently, cars have bundles of individual wires (often 250 or more), forming wiring looms.

The intention is replacement by one wire running round the car; forming an automotive 'bus' analogous to that of a computer. The benefits from a reliable system include shedding more than half the wiring within the car, saving up to 15kg. Changing between left and right hand drive could be cheaper as the network could possess 'plug and play' abilities. Again, like a computer, the 'standard' computer on the car can then be programmed as to what type of car it is, allowing future upgrades, for example updating of brake control software.

Optical fibres are being considered for the interlinking parts of the network as EMC (immunity to electrical interference) is an increasing issue, especially with the advent of the mobile phone and global communications. The X-by-Wire system would follow this basic sequence: brake pedal is depressed; a sensor sends a signal to the computer. In response a signal is sent to the brakes, which in turn would tighten, additionally the brake lights would be instructed to turn on. Since the car could have the transmission controlled in a similar manner, advanced functions such as automatic downshifting may well be included.

Modern luxury cars include many extras such as automated seat positions and mirrors. The primary functions of the car remain traditional; nevertheless they all have potential to be replaced by electromechanical systems. X-by-wire may see the following 'X' systems integrated together.

### 2.1 Steer-by-Wire

A rotary encoder that detects wheel movement could replace the connecting shaft between rack and steering wheel. These signals could be passed through wires to steering actuators. To complete some form of feedback loop for the driver, a further actuator could be added to the shaft of the steering wheel, Fig 1. Feedback to the driver is necessary to avoid dangerous over-control inputs. The systems also have potential for precision, especially in evasive action.

A full steering system is represented in [23].




Fig. 1. Steer-by-wire [6], P36

### 2.2 Brake-by-Wire

Conventional braking systems operate using hydraulics. This can be expensive due to servo assistance and regular maintenance, such as replacement of brake fluid. Future braking systems may be electro-mechanical. An electrical caliper is shown in figure 2.

This could result in shorter stopping distances, as brakes may be more efficient, since excessive pedal force may not be required in emergency stops; currently the pedal may not be pressed hard enough in emergencies.

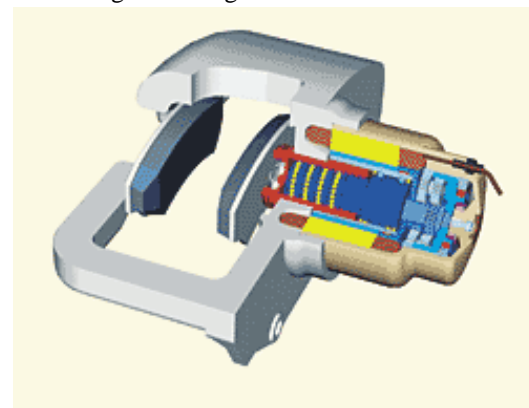


Fig. 2. Electro mechanical brake caliper [19]

The electronic braking at each wheel ties in well with the ESP systems, allowing the system to exercise greater control over the car.

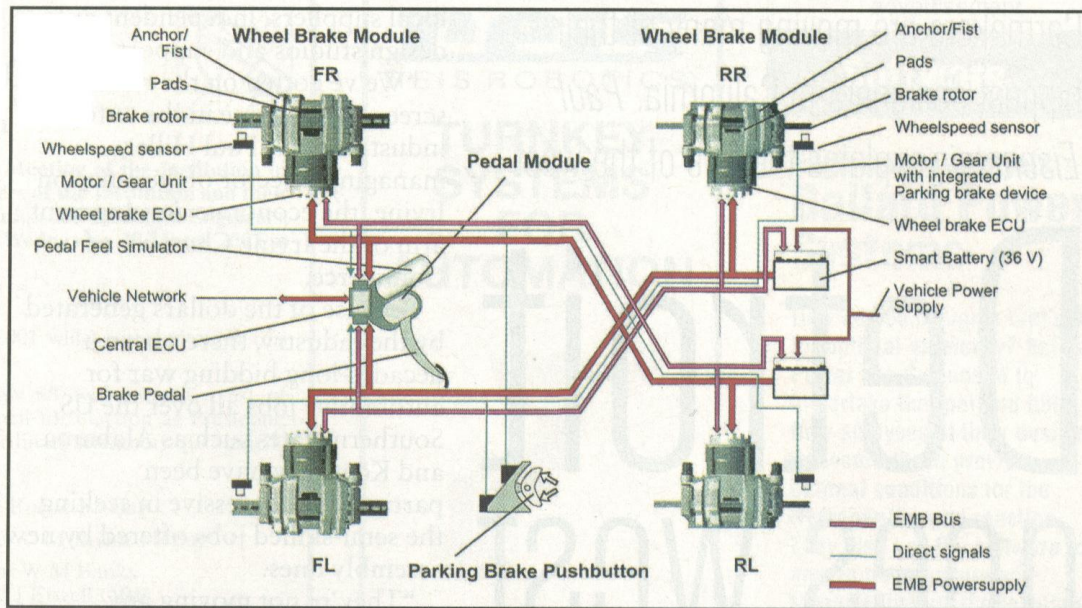


Fig.3. Electromechanical braking system [6]

Electro Mechanical Braking system (EMB) is shown in fig.3. A tandem system for redundancy purposes is employed so if one half fails the car will still stop in a straight line.

### 2.3 Drive-by-wire

Toyota's Tundra 4WD employs an electronically connected throttle control; signals generated at the pedal are fed directly into the engine management system, resulting in quicker response, improved fuel efficiency and reduced emissions. Transmission may also be controlled remotely in a similar manner.

## III ADDITIONAL SYSTEMS

### 3.1 Active Suspension

Suspension keeps wheels in contact with the road, stopping dangerous pitch and roll of the car body, giving better stability for driving. Cars have to be sprung for passenger safety and comfort, the dominant frequencies in a car appear at 3-4 Hz and 10-12 Hz; the former is 'tyre hop' and has to be eliminated. Current systems are a compromise between, road holding, comfort and handling.

The Citroën Activa roll limitation system [22], is

based on automatic adjusting of suspension stiffness. Keeping the car horizontal helps spread the load to all four wheels, increasing grip by up to 30%. Elimination of body roll also helps the driver control the vehicle. Volvo's S60 employs a chassis control system similar to the Citroën using a conventional suspension system<sup>22</sup> with electronically adjustable dampers; the Four-C system (Continuously Controlled Chassis Concept) is designed for more responsive automotive handling and safety.

The S60 has DSTC (Dynamic Stability and Traction Control) similar to ESP, and electronically managed all-wheel drive. Both are linked to the car's onboard computer allowing the combination of the damper system and stability control, providing control over the handling and stability of the car.

### 3.2 42V Architecture

Modern electronics can amount to 40% of the cars value [6][7]. Due to increased power demands from ancillary equipment approaching the practical maximum of today's cars, a dual standard is evolving. Higher power is demanded from new components such as electronic steering and braking systems. To get the equivalent power at 12 V means an impractical increase in current – and hence the thickness of cabling and pushing up cost.

Running at 42 V addresses this. Transitional periods, where cars run dual voltages using DC-to-DC converters are likely – figure 5.

Some of the costs of 42 V can be mitigated by starter-generator systems; Bosch's system has efficiency levels of 80% across the entire speed range, and outputs 8 kW at 36 V. Conventional 12 V alternators output 1.5 kW, with maximum efficiencies of 70%, reducing to 30% at high speeds<sup>11</sup>.

### 3.3 Guiding the car

Radar or Laser guided cruise control is already in place on luxury motors such as the Mercedes S-Class, should traffic in front slow, proportional distances can be maintained. Nissan is waiting for approval of its stop/go system – which effectively drives in rush hour traffic<sup>6</sup>. Additionally their lane support system refers to the white lines marking out the lanes. Optical sensors are mounted on the rear view mirror to steer the car at speeds between 40 Mph and 62 Mph<sup>6</sup>. These systems show the ability for computers to aid in driving. A prototyped low-cost radar based anticipatory pre-crash sensor is capable of providing critical pre-collision data to passenger restraint systems, enabling earlier airbag deployment or activation of seatbelt pre-tensioners. Inventors claim extensive testing has proven the system immune to false alarms from roadside objects, nearby passing vehicles and pedestrians<sup>4</sup>.

### 3.4 Monitoring drivers

Systems devised to alert drivers to their increasing drowsiness are under development by Delphi automotive systems. Since a major safety issue is due to diminished driver attention, these systems could provide a vital warning before disaster<sup>10</sup>, 5. Additionally Delphi's occupant detection system can sense the weight of the occupant on the seat aiding in better airbag deployment<sup>7</sup>. Combine a heart rate monitor, camera surveillance with the driver's weight and awareness, and onboard computers may asses the 'roadworthiness' of the driver.

A smart car presented by Oliver et al [2], uses a system, which, on average predicts 1 second in advance of a driver starting a maneuver.

Reaction times may be reduced through this anticipative technology, as the car is 'prepared'.

## IV BRINGING THE SYSTEMS TOGETHER

The R 129 prototype by DaimlerChrysler illustrates the concept and is shown in figures 4 to 6. The car is controlled by a side-stick. An onboard computer controls X-by-wire systems, including automatic transmission. Pushing the stick forward causes acceleration; speed is maintained by modified cruise control until further input. Pulling back induces braking. Sideways movement of the stick controls steering. Lights and windscreen wipers can be automatic. Buttons on the side-stick (figure 5) operates turn indicators and the horn.



Fig. 4. R 129 concept car in action [7]



Fig. 5 Side-stick [7]

Drivers of conventional vehicles require, on average, 0.2 seconds to move their foot from the accelerator to the brake pedal [19], translating into a greater braking distance. The side-stick may have potential for quicker reaction times.

Steering ratios are automatically adjusted to the vehicle's speed; the steering is desensitized to avoid over control. Elbow supports reduce effects of centrifugal forces on the side-stick that could lead to steering errors. However, a Ford spokesperson argues that the side-stick still offers irritation from these forces, saying most motorists will favour a symmetrical steering wheel.

## 5.0 SAFETY AND THE ENVIRONMENT

DaimlerChrysler conducted tests with a driving simulator on 17-year-old student drivers. Reportedly, side-stick users had virtually no problems when dealing with critical situations, compared to the control group using conventional controls; 8 of the 32 drivers would have caused an accident by late braking. Drive by wire systems may have an impact on safety; dangerous maneuvers that would undermine the cars stability could be blocked and quicker reactions could increase evasive action possibilities and effectiveness.

Continental Teves argue that high redundancy will be employed, termed 'Fault Tolerant Systems' by the manufacturing fraternity. Moreover modern fighter jets are flown using fly-by-wire techniques, and nobody worries about travelling in an Airbus. When most conventional vehicles are exposed to side winds, the vehicle veers off course and the driver must steer accordingly to counteract. With X-by-wire, these effects are removed - the sensors immediately register a deviation from the desired course and the wheels are automatically turned to offset the effect of the side wind.

A side-stick or pseudo steering wheel offers additional passive safety benefits. "If there's no steering column, then there's also no danger of the chest injuries often caused in an accident," says DaimlerChrysler researcher Friedrich Böttiger. "And if the driver's foot can no longer get caught in one of the pedals during a collision, then the number of foot injuries will also be



Fig. 6. On-board electronics for the R 12919

reduced." With the potential demonstrated by lane keeping systems, [3].[4], and the emerging ability for computers to recognise when drivers are losing control particularly from lack of concentration, the car could drive and safely halt itself. This has implications on safety and accident reduction, since Christer Nilsson, head of safety at Saab estimates that as much as 30-40% of accidents are caused by drowsiness.

Chassis control systems may be questionable, as drivers cannot always tell where the limits of tyre grip are. Highlighted recently by the Audi TT, where people overestimated the limits of the car [22]. Drive-by-wire could have blocked moves that render the car unstable in the first place! Potential cost benefits are demonstrated with E-Steer by Delphi automotive. It is cheaper and more flexible than its mechanical counterpart. Systems are independent of Left or Right hand drive, since the steering wheel and controls may be placed whichever side is relevant, and simply connected to the central data bus loop - 'plug and play'. Systems fitted to aircraft are 'no expense spared', which is prohibitive for the car industry. When competitive concerns are introduced as demonstrated by the privatisation of the rail networks, is economy going to play over safety? The same can be said for the safety critical components on today's cars, however after decades of production, components tend to be at minimum cost - maybe the same will happen to these new components. Moreover car manufacturers justly say that the systems should be no worse than conventional systems.

Insurance companies are certain to cringe at the costs of repairing these new systems in cars, for example when passenger airbags are set off in a car the dash needs replacing – an expensive procedure. Further minor accidents will also necessitate the replacement of sensors and other ancillary equipment. The upshot is X-by-wire cars should, in theory, crash less! New X-by-wire systems promise to reduce fuel consumption, via the elimination of pumps, drive mechanisms, and critically weight. Current electronic operation of inlet and outlet valves provides a 15% improvement in consumption<sup>11</sup>. The potential for elimination of hydraulic fluids is positive, E-steer, for example yields 2-5% savings<sup>11</sup>. Fewer emissions will result from tighter combustion control, arising from more accurate information, especially from the throttle to the engine management system.

## VI CONCLUSION

### 6.1 The Future

NASA's neuroengineering laboratory has developed a control system for landing aircraft, which relies on nerve signals arising from a clenched fist [9] (figure 7). Neural net sensing software could control a motorcar in a similar manner to the DaimlerChrysler side-stick. Additionally Volvo's VPC11 may be integrated into this arm glove, further enhancing the driver-car interface for possible driver monitoring purposes.




Fig. 7. Arm Glove to sense nerve voltages [9]

Another electronic concept is the accident notification system. In the event of a crash, a radio device begins to emit a distress call. This call brings help sooner than might otherwise be the case — especially in desolate locations with an unconscious driver. Volvos VPC [11] supports

this concept.

### 6.2 Conclusion

The proposed systems may lead to improved safety. Cars may be programmed not to crash and may have increasing margins of safety. Cars may perform better due to increased road holding. Unfortunately, the amount the driver actually *drives* the car is reduced, together with loss of *real* feedback, loss of this involvement may be to the detriment of driver satisfaction.

Cost benefits and life saving potential of advanced systems are demonstrated by better reactions and stability; however, the most important criterion will be the reliability of the 'X' systems. Currently regulations require steering to be mechanically linked and drive-by-wire systems are not yet roadworthy<sup>7</sup>. Further, motor manufacturers are still trying to agree on the protocol for the new systems. Commercial systems may still be 10 years away. Concerns about safety will filter down from luxury saloons and purchasers of these expensive vehicles may become guinea pigs of the revolution. BMW hopes to introduce brake-by-wire as early as 2002 on its 7 series and some systems will appear at a premium between now and then.

In due course, computers may take over some driving on congested motorways, employing technology similar to that of lane keeping, creating road trains and relieving the driver from the mundane motorway chore. The ultimate test for these systems will be the acceptance of the consumer; only once confidence can be placed in the systems will consumers be attracted. This is particularly relevant, as most people would not trust their computer to open a document without fail; will they trust computer-controlled cars?

## REFERENCES and BIBLIOGRAPHY

- [1] *Statistics National Statistics HMSO*. Page 23. 1997,
- [2] O Nuria and A P Pentland. "Graphical models for driver behaviour recognition in a SmartCar". IEEE Intelligent Vehicles Symposium, Proceedings IEEE, Piscataway, NJ, USA, 00TH8511. p 7-12, Publication

- Year: 2000.
- [3] M Betke, W Mullally, J William “*Preliminary investigation of real-time monitoring of a driver in city traffic*”, Proceedings of the IEEE Intelligent Vehicles Symposium, IEEE Intelligent Vehicles Symposium, Proceedings. IEEE, Piscataway, NJ, USA, 00TH8511. p 563-568, 2000.
- [4] C Lyons, T Christopher, I Taskin, “*Low-cost MMIC based radar sensor for frontal, side or rear automotive anticipatory precrash sensing applications*”, IEEE Intelligent Vehicles Symposium, Proceedings IEEE, Piscataway, NJ, USA, 00TH8511. p 689-693, 2000.
- [5] European Automotive Design, February, Findlay Publications, ISSN: 1386-552X. P 25-26, 38-40, 90. 2001.
- [6] Professional Engineering, 28 February 2001, Professional Engineering Publishing, ISSN 0953-6639. P36-39, 43-44. 2001.
- [7] Automotive Engineering international, December 2000, P84-85, 102. 2000.
- [8] Safety, Magazine from Volvo Cars PR/PV 982603. 2000.
- [9] Professional Engineering, 14 February 2001, Professional Engineering Publishing, ISSN 0953-6639. P55. 2001.
- [10] Professional Engineering, 14 March 2001, Professional Engineering Publishing, ISSN 0953-6639. P34. 2001.
- [11] D Marsh “*Drive By Wire fuels Network-Highway Race*”, EDN Europe magazine 13th April 2000 P173. PDF from: <http://edmund.com/edweb/editorial/inovations/drivebywire.html>. 2000.
- [12] <http://www.vmars.tuwien.ac.uk/project/s/bywire/projects/new-main.html>. 2002.
- [13] <http://www.bmw.com/2002>.
- [14] <http://www.citroen.com/2002>.
- [15] <http://www.detr.gov.uk/>. 2002
- [16] <http://www.delphiauto.com/>. 2002
- [17] <http://www.continevesna.com/>. 2002
- [18] <http://www.volvo.com/>. 2002
- [19] <http://www.daimlerchrysler.com/>. 2002
- [20] <http://www.ohlins.se>. 2002
- [21] <http://www.euroncap.com/>. 2002
- [22] A J Baldwin. “*Analysis of future X-by-wire technology and the implications for improved safety of motor cars*”, Report 01-45, University of Portsmouth. . 2001.
- [23] D A Sanders and A Baldwin *X-by-wire technology. Total Vehicle Technology – Chapter One, Safety Systems, pp 3-12, ISBN 1-86058-324-5 {IMechE - Professional Engineering Publishing, Ed PRN Childs and RK Stobart}*. 2001,