



# Facial appearance affects science communication

Ana I. Gheorghiu<sup>a</sup>, Mitchell J. Callan<sup>a</sup>, and William J. Skylark<sup>b,1</sup>

<sup>a</sup>Department of Psychology, University of Essex, Colchester CO4 3SQ, United Kingdom; and <sup>b</sup>Department of Psychology, University of Cambridge, Cambridge CB2 3SQ, United Kingdom

Edited by Alexander Todorov, Princeton University, Princeton, NJ, and accepted by Editorial Board Member Michael S. Gazzaniga April 19, 2017 (received for review December 16, 2016)

**First impressions based on facial appearance predict many important social outcomes. We investigated whether such impressions also influence the communication of scientific findings to lay audiences, a process that shapes public beliefs, opinion, and policy. First, we investigated the traits that engender interest in a scientist's work, and those that create the impression of a "good scientist" who does high-quality research. Apparent competence and morality were positively related to both interest and quality judgments, whereas attractiveness boosted interest but decreased perceived quality. Next, we had members of the public choose real science news stories to read or watch and found that people were more likely to choose items that were paired with "interesting-looking" scientists, especially when selecting video-based communications. Finally, we had people read real science news items and found that the research was judged to be of higher quality when paired with researchers who look like "good scientists." Our findings offer insights into the social psychology of science, and indicate a source of bias in the dissemination of scientific findings to broader society.**

science communication | impression formation | social cognition

Public discourse and policy are increasingly shaped by scientific research, and scientists are increasingly encouraged to communicate directly with the public (1, 2). Newspaper and television interviews, science festivals, dedicated websites, and online videos are just some of the channels by which researchers describe their work to nonexpert audiences (3). These communications shape people's beliefs about the physical and social world, and correspondingly influence personal decision-making and government action (4, 5).

However, contrary to traditional conceptions of the scientific process as a dispassionate sifting of evidence (6), extraneous variables can influence whether a given piece of research is widely discussed and believed or ignored and discredited. People's selection and evaluation of science communications are swayed by the use of imagery (7), clarity of expression (8), and inclusion of jargon (9). These stylistic features interact with the recipient's preconceptions and social context to influence the spread and impact of a scientist's work (10, 11).

We investigated whether science communication is also affected by the scientist's facial appearance. People form an impression of an individual's personality, character, and abilities within a few hundred milliseconds of viewing their face (12). These impressions predict important social outcomes in domains including law (13), finance (14), and politics (15). Different traits are important in different domains (16), but there is good agreement between individuals and cultures about the extent to which a face signals core social traits such as trustworthiness, competence, and sociability (17, 18). However, these inferences generally have poor validity, meaning that facial appearance is an important source of bias even when more diagnostic information about a person is available (19, 20).

Given the potency of face-based impressions and the susceptibility of science communication to extraneous presentational factors, we hypothesized that a scientist's face will influence two key components of the science communication process: selection

(which research the public chooses to find out about) and evaluation (the opinions they form about that research). There is a long tradition of research into scientist stereotypes (21–23), including evidence that people have a sense of what a scientist “looks like” (24), but the facial features that shape the public's selection and evaluation of science communications have not previously been examined.

We focused on three core sociocognitive traits: competence (encompassing, for example, intelligence and skill), sociability (e.g., likeability and friendliness), and morality (e.g., trustworthiness and honesty). These factors capture the basic dimensions on which people evaluate groups and individuals (25–28), and all three are germane to science communication. Facial competence predicts positive outcomes in many domains (29), and, although some depictions of scientists emphasize elements of incompetence (e.g., absent-mindedness; ref. 21), intelligence and skill are central to both competence (27) and scientist stereotypes (22), suggesting a positive effect of apparent competence on successful science communication. Trust is important both to effective communication and to the scientific process (6, 30, 31), and trustworthy-looking scientists may enjoy greater research success (32). However, face-based inferences about morality have surprisingly weak effects in other domains where trust is important, such as politics (15, 33, 34), so their impact on science communication is an open question. Finally, although science is a social enterprise (6, 31), scientists are often perceived as solitary and socially awkward (22, 23). Thus, although apparent sociability may be desirable in a communicator/educator (35), it might also weaken the perception that a researcher is a “good scientist” and hence diminish the public's regard for their work (cf. ref. 33). A similar logic applies to facial attractiveness, whose influence we also examined: Attractiveness is valued in communicators (35) but does not predict research success (32), and may even be detrimental to having one's work taken seriously by the public (cf. ref. 34).

## Significance

**The dissemination of scientific findings to the wider public is increasingly important to public opinion and policy. We show that this process is influenced by the facial appearance of the scientist. We identify the traits that engender interest in a scientist's work and the perception that they do high-quality work, and show that these face-based impressions influence both the selection and evaluation of science news. These findings inform theories of person perception and illuminate a potential source of bias in the public's understanding of science.**

Author contributions: A.I.G., M.J.C., and W.J.S. designed research; A.I.G. performed research; A.I.G. contributed new reagents/analytic tools; A.I.G. and W.J.S. analyzed data; and A.I.G., M.J.C., and W.J.S. wrote the paper.

The authors declare no conflict of interest.

This article is a PNAS Direct Submission. A.T. is a guest editor invited by the Editorial Board.

Freely available online through the PNAS open access option.

<sup>1</sup>To whom correspondence should be addressed. Email: wjm22@cam.ac.uk.

This article contains supporting information online at [www.pnas.org/lookup/suppl/doi:10.1073/pnas.1620542114/-DCSupplemental](http://www.pnas.org/lookup/suppl/doi:10.1073/pnas.1620542114/-DCSupplemental).

Facial competence, morality, sociability, and attractiveness are therefore plausible influences on both the selection and evaluation stages of science communication, but the existence, loci, direction, and magnitude of their effects are open questions that the current work seeks to address.

## Results

**Studies 1 and 2: Which Facial Traits Are Important to Science Communication?** In study 1, we randomly sampled the faces of scientists from physics ( $N = 108$ ) and genetics/human genetics ( $N = 108$ ) departments of 200 US universities. One group of participants rated these faces on a variety of social traits (e.g., “How intelligent is this person?”) as well as attractiveness and perceived age. Two other groups of participants indicated how interested they would be in finding out more about each scientist’s research (“interest” judgments) or how much the person looked like someone who conducts accurate and important research (“good scientist” judgments). Study 2 was a replication of study 1, using larger samples of faces and participants and more social traits. The faces were a representative sample from the biological sciences ( $N = 200$ ) and physics ( $N = 200$ ) departments of UK universities.

Confirmatory Factor Analysis established that the trait ratings comprised three factors: competence ( $\alpha_{Study1} = 0.92$ ,  $\alpha_{Study2} = 0.91$ ), sociability ( $\alpha_{Study1} = 0.95$ ,  $\alpha_{Study2} = 0.95$ ), and morality ( $\alpha_{Study1} = 0.95$ ,  $\alpha_{Study2} = 0.92$ ) (SI Appendix). Interest judgments and good scientist judgments were reliable and correlated, but were distinct constructs (study 1:  $\alpha_{Int} = 0.72$ ,  $\alpha_{Good} = 0.89$ , correlation between mean judgments for each face  $r = 0.182$ ,  $P = 0.008$ ; study 2:  $\alpha_{Int} = 0.75$ ,  $\alpha_{Good} = 0.89$ ,  $r = 0.279$ ,  $P = 0.001$ ).

Separate mixed-effects regression analyses predicted interest judgments and good scientist judgments from facial traits (competence, morality, sociability, and attractiveness), scientist demographics [gender, age, discipline, and ethnicity (white vs. non-white, ref. 36)], and participant-level variables (age, gender, and

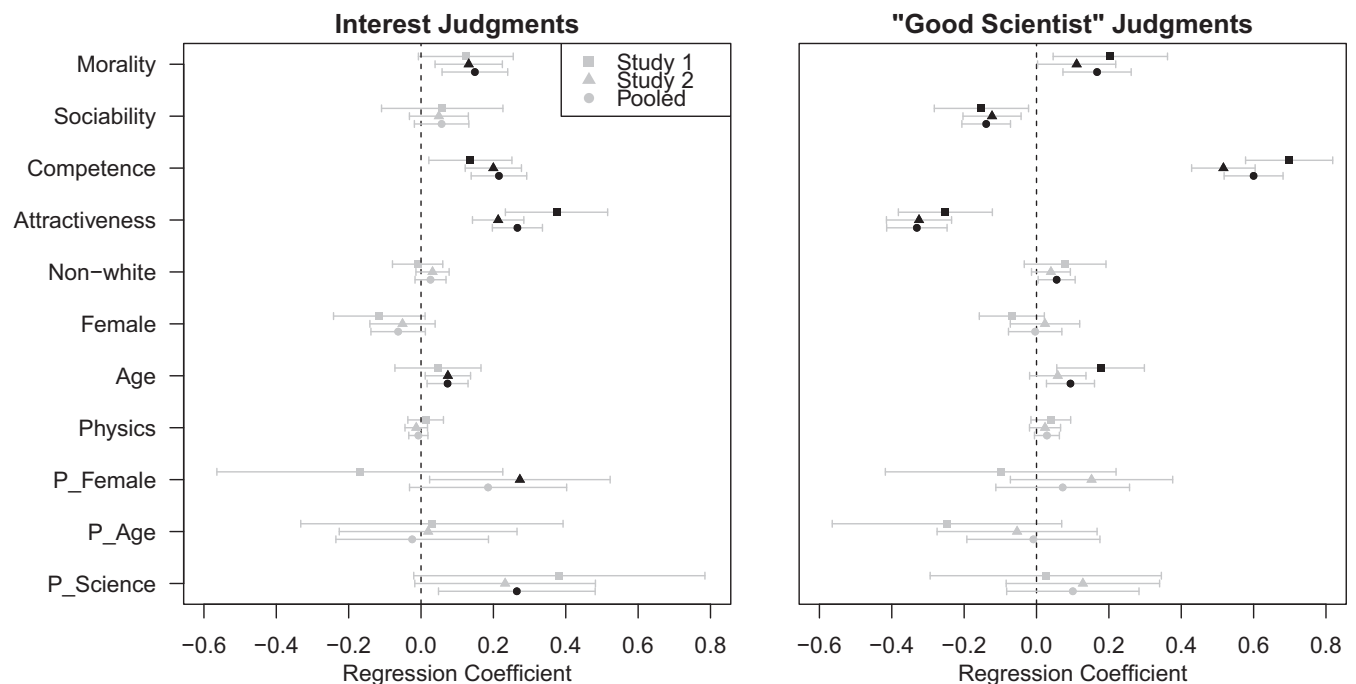
level of science engagement), with all predictors entered simultaneously. Science engagement was measured with a custom questionnaire and is a potentially important source of variation in people’s overall interest in scientists’ communications that might modulate the strength of superficial, appearance-based cues (9). We analyzed the two studies separately, and pooled the data to get an overall estimate of effect size. (None of the effects were modulated by study; see SI Appendix.)

Interest in a scientist’s work was more pronounced among participants with higher science engagement (Fig. 1, *Left*). More importantly, interest was related to the facial traits of the scientist: People were more interested in learning about the work of scientists who were physically attractive and who appeared competent and moral, with only a weak positive effect of apparent sociability. In addition, interest was somewhat stronger for older scientists and slightly lower for females than for males, with little difference between white and nonwhite scientists and no consistent effects of participant gender or age.

Judgments of whether a scientist does high-quality work were positively associated with his or her apparent competence and morality, but negatively related to both attractiveness and perceived sociability (Fig. 1, *Right*). In addition, older scientists and nonwhite scientists were judged more likely to do good-quality work, but there was little overall effect of the scientists’ gender or of participant-level predictors.

In sum, scientists who appear competent, moral, and attractive are more likely to garner interest in their work; those who appear competent and moral but who are relatively unattractive and apparently unsociable create a stronger impression of doing high-quality research. We found similar results in an additional study that used a standardized face database rather than scientists (see SI Appendix).

**Studies 3 and 4: Interest in a Scientist’s Work.** We next investigated whether facial appearance affects people’s choices about which science to engage with, by pairing the titles of real science



**Fig. 1.** Regression coefficients for studies 1 and 2, and pooled across studies. All predictors were standardized. Error bars show 95% confidence intervals; coefficients with CIs that exclude zero are highlighted in black. P\_Age, participant age; P\_Female, participant gender; and P\_Sci, participant science engagement.

news stories with faces that had received low or high Interest judgments in studies 1 and 2. By counterbalancing the assignment of faces to articles, we tested whether facial appearance biases people's selection of science news stories. Study 3 examined whether the effects of face-based impressions were moderated by the scientist's gender, academic discipline, and communication format (text versus video); study 4 explored the distinct contributions of facial competence and attractiveness, and the moderating influence of participant demographics.

In study 3, members of the public were told that they would read an article or watch a video in which a scientist describes his or her work. On each trial, participants chose which one of four items they would like to read/watch. Two of the titles were paired with "uninteresting" faces, and two were paired with "interesting" scientists, selected from those with the lowest and highest interest judgments in study 1. The article titles were taken from real news items published on [ScienceDaily.com](http://ScienceDaily.com) and preterated to be of similar, moderate interest to the public (see *SI Appendix*). The page layout mimicked the selection of science news items or blogs on popular websites. All participants made four choices, one for each combination of the scientists' gender and research discipline (biology vs. physics), on the understanding that they would subsequently watch/read their chosen items.

Choices were coded according to whether the participant selected an article paired with a "low" face (coded 0) or a "high" face (coded 1). A mixed-effects logistic regression predicted choices from format (text vs. video), discipline, scientist gender, and their interactions, as well as participant age, gender, and science confidence. (The complexity of the design meant we did not include interactions between experimental and participant-level variables for this study.) The choice proportions and regression coefficients are plotted in Fig. 2.

Participants were more likely to choose research that was paired with a photo of an interesting-looking scientist, as indi-

cated by the significant intercept term. This bias was present for both male and female scientists, physics and biology news stories, and video and text formats (all  $P$ s < 0.05). The effect was more pronounced for videos than written articles, and was stronger for biology than for physics, although the effect of discipline depended on the scientist's gender (for males,  $B_{Disc} = -0.338$ ,  $P < 0.001$ ; for females,  $B_{Disc} = 0.014$ ,  $P = 0.893$ ). Finally, female participants were more swayed by the scientist's appearance than were male participants, and the effect of facial appearance diminished with participant age.

Study 4 built on the finding that competence and attractiveness were two key predictors of interest judgments in studies 1 and 2 by varying the attractiveness and competence of the scientists in a  $2 \times 2$  within-subject design. Participants were asked to imagine that they were browsing a website hosting videos of scientists describing their research. Each trial presented one putative video, comprising a biology article title taken from study 3 paired with a male scientist's photo taken from those scoring in the bottom or top octile on competence and attractiveness in study 2. (The ecological stimulus sample meant that the resulting manipulation of attractiveness was weaker than that of competence; see *SI Appendix*.) Participants rated how likely they would be to watch the video, completing one trial per cell of the design. A mixed-effects regression predicted interest ratings from competence, attractiveness, and their interaction, along with participant age, gender, science engagement, and their interactions with the facial traits.

Interest judgments were higher for participants with high science engagement and for older participants (Fig. 2). More importantly, interest was positively related to the facial competence of the scientist. There was also some indication that participants were more likely to select articles that were paired with attractive faces, but the effect was small, most likely because the

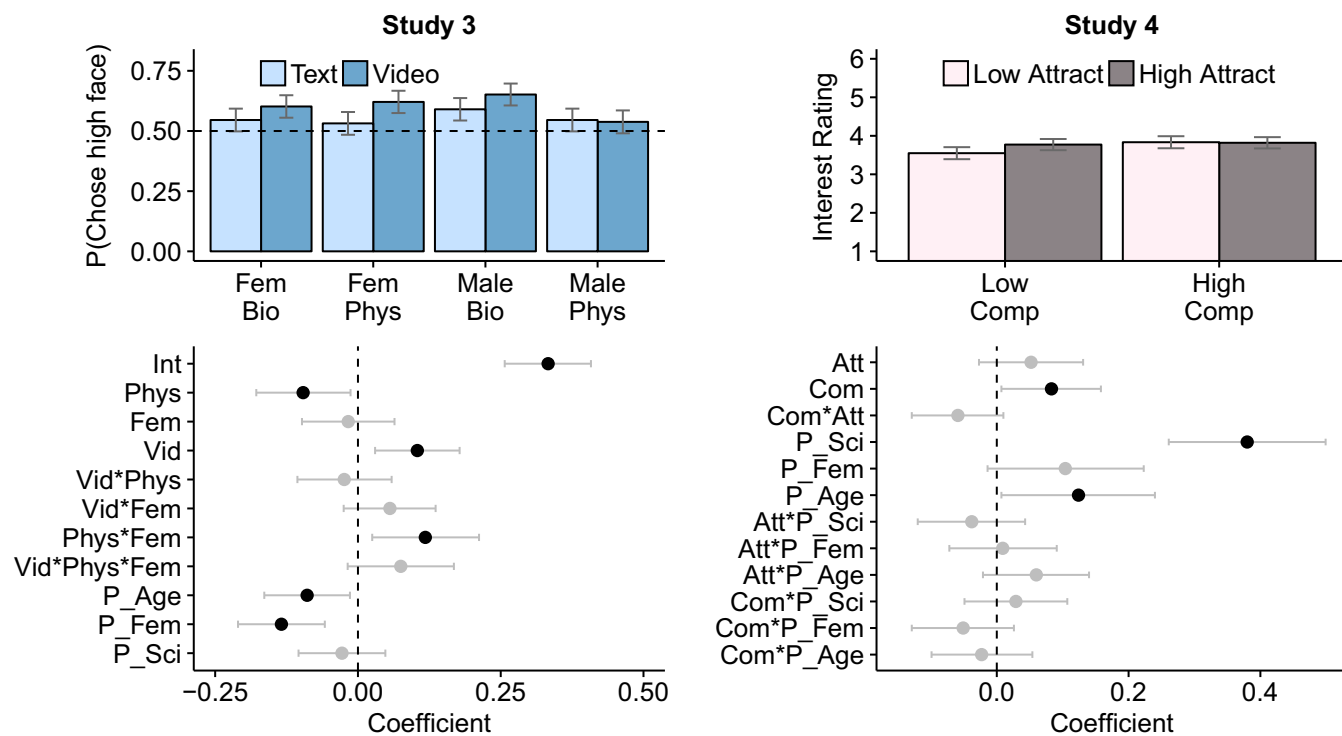


Fig. 2. (Top) (Left) The choice data from study 3 and (Right) the interest ratings from study 4. (Bottom) The corresponding regression coefficients. All predictors were standardized (prior to computing interaction terms). Error bars show 95% confidence intervals; coefficients with CIs that exclude zero are highlighted in black. Fem, female scientist; Int, intercept; Phys, physics news item; Vid, video format.

manipulation was weaker. None of the participant-level variables moderated the effects of facial traits.

Taken together, these studies show that facial appearance affects the public's selection of science news stories.

**Studies 5 and 6: Evaluation of a Scientist's Work.** Finally, we tested the consequences of face-based impressions for the public's appraisal of a scientist's work. We paired articles from news websites with faces that did or did not look like good scientists. Study 5 examined the moderating effects of the scientist's discipline and gender; study 6 dissected the contributions of apparent competence and physical attractiveness, and examined the moderating influence of participant demography.

In study 5, participants were told that they would read articles from a new magazine section comprising profiles of people discussing their interests and work. The articles were adapted from news websites (e.g., [newsier.com](http://newsier.com)) so as to be of similar length and clarity and to be expressed in the first person, such that a scientist is describing his or her own work to a general audience. Participants read two articles, each presented with a photo of its putative author—one with a high good scientist rating in study 1 and one with a low rating. The scientists' gender and discipline (biology vs. physics) were varied between subjects. After two filler articles that profiled athletes, participants rated the quality of the two pieces of research. A mixed-effects regression predicted quality judgments from face type, discipline, scientist gender, and their interactions, as well as participant age, gender, and science engagement.

Research that was paired with the photo of a good scientist was judged to be higher quality, and this effect was unaffected by the scientist's gender and discipline (Fig. 3). In addition, quality judgments were higher for physics articles than for biology articles, and higher among participants who were more engaged with science.

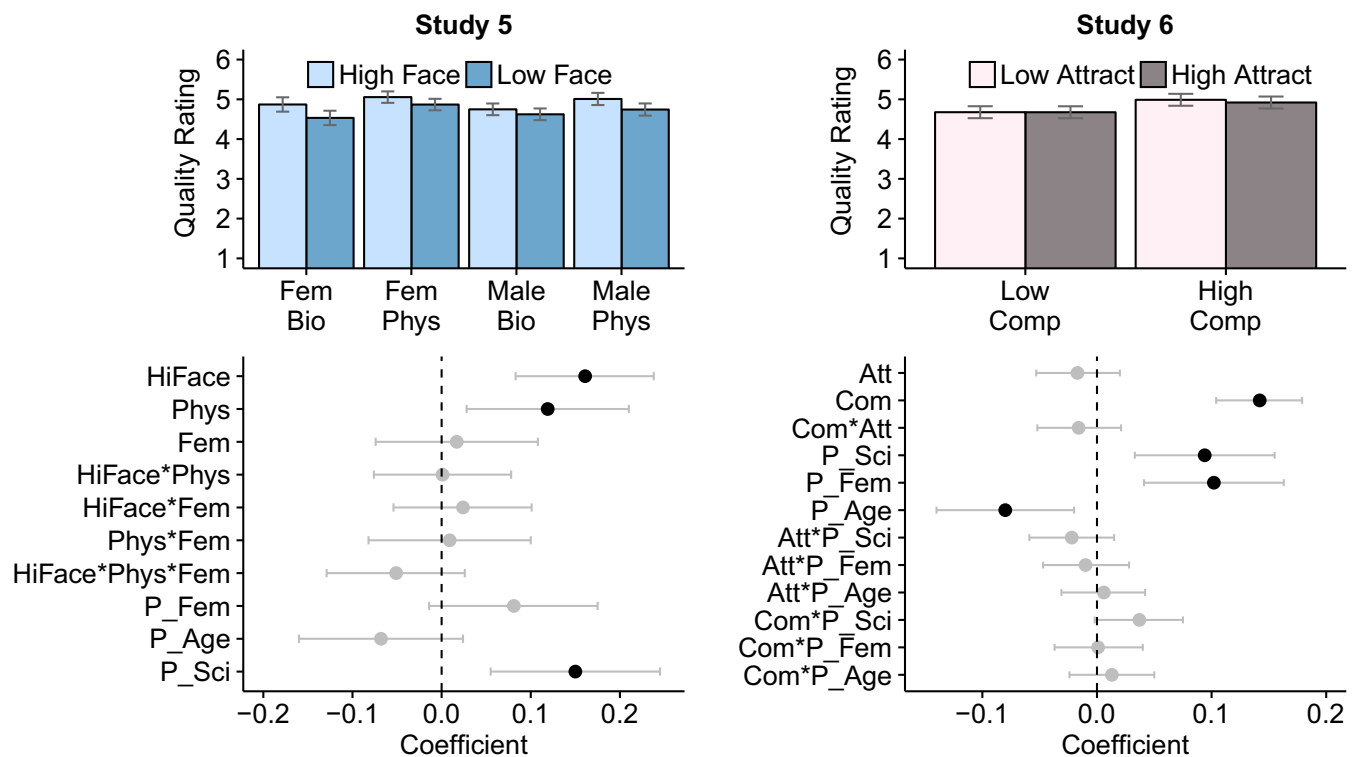
Study 6 used the same  $2 \times 2$  factorial manipulation of competence and attractiveness as study 4. Participants read four physics news stories, each paired with a male face from one cell of the design. They were subsequently shown the face–article pairings one at a time and asked to imagine that they had been selected to judge how much each piece of research deserved to win a prize for excellence in science. The data were analyzed in a mixed-effects regression with the same predictors as study 4.

More-competent-looking scientists were judged more deserving of the prize (Fig. 3). There was only a very weak negative effect of attractiveness, and no competence  $\times$  attractiveness interaction. (As in study 4, the weak effect of attractiveness may be due to the relative weakness of the manipulation due to stimulus constraints; see *SI Appendix*.) In addition, older participants and female participants judged the scientists' work to be more prize-worthy than did younger/male participants, but participant variables did not modulate the effects of facial traits.

### Discussion

The traits that engender initial engagement with a scientist's work are distinct from, and sometimes opposite to, those that encourage the belief that the scientist does high-quality research. People reported more interest in the research of scientists who appear competent, moral, and attractive; when judging whether a researcher does "good science," people again preferred scientists who look competent and moral, but also favored less sociable and more physically unattractive individuals. Notably, these sociocognitive traits "trumped" the influence of age, gender, and ethnicity—variables that are the primary of focus of much work on stereotypes and bias (37, 38)—implying an underlying source of influence that has received little attention in public discourse or academic studies of scientist stereotypes.

Our results further demonstrate the centrality of apparent competence and morality to social outcomes (29, 39), and



**Fig. 3.** (Top) The mean quality ratings from (Left) study 5 and (Right) study 6. (Bottom) The corresponding regression coefficients. All predictors were standardized (prior to computing interaction terms). Error bars show 95% Wald confidence intervals; coefficients with CIs that exclude zero are highlighted in black. HiFace, researcher looks like a good scientist.

support the idea that sociability and morality are distinct components of social warmth (25, 40). The conflicting effects of attractiveness on interest and good scientist judgments indicate that, although the stereotypical scientist may be an impartial truth seeker with limited personal appeal (23, 31), people partly treat science communication as a form of entertainment, where emotional impact and aesthetic appeal are desirable qualities (41). Presumably, it is pleasant to look at attractive researchers even if they do not fit one's conception of a top-notch scientist, a suggestion that is consistent with evidence that good-looking academics receive higher teacher evaluations but do not enjoy greater research success (32).

These face-based impressions affected both the selection and evaluation of science news: People preferentially chose communications that were paired with scientists who looked interesting, and judged real science news stories more favorably when they were paired with faces that looked like good scientists. These results held for male and female researchers, for biology and physics news stories, and for text- and video-based communications, a breadth that implies that real-world metrics of communication success (e.g., web page views or social media feedback) will be positively correlated with the apparent competence of practicing academics.

Although appearance can be an accurate signal of a person's disposition or abilities (42), this is limited to specific circumstances and traits (19), and the same face can produce radically different impressions (43). Thus, the fact that the same piece of research is evaluated differently when arbitrarily paired with different faces means that facial cues are a potential source of bias in science communication. This bias was not always large, but it is practically significant given the current scale of web-based media production and dissemination, where the 60% preference for "interesting-looking" scientists found in the Video condition of study 3 would amount to tens or hundreds of thousands of extra views. Indeed, the effect was particularly strong for video communications, and the rising use of video media such as TED talks means that face-based judgments are likely to play an increasing role in shaping the public's engagement with scientific research. Moreover, although people with greater science engagement reported more interest in scientists' work, engagement did little to moderate the effects of facial appearance on the selection and evaluation of science communications, indicating a pervasive bias that may not readily be rectified by improving motivation or education.

Our results show that science is a social activity whose outcomes depend on facial appearance in ways that may bias public attitudes and government actions regarding key scientific issues such as climate change and biotechnology. Moreover, because effective communication is increasingly important to scientists' career progression (44), face-based biases may influence not just which scientists' work gains popularity or acceptance among the public but also which scientific research is actually conducted, and by whom.

## Materials and Methods

Ethical approval was granted by the University of Essex Faculty of Science Ethics Sub-committee. Participants gave informed consent and were given links to the original sources of the science news stories. The data are available via the University of Cambridge Data Repository. Studies 4 and 6 were preregistered on the Open Science Framework ([osf.io/ev794](https://osf.io/ev794); [osf.io/fterb](https://osf.io/fterb)). Additional information about participants, stimuli, procedures, and results is provided in *SI Appendix*.

**Participants.** Participants in study 1 who provided trait ratings for the scientist face set were members of the University of Essex (United Kingdom) participant panel and participated in the laboratory; all other participants were members of the US population recruited via an online platform (45). At the end of all studies, participants provided demographic information and completed a questionnaire to measure their engagement

with science (e.g., "I am knowledgeable about science," "I find scientific ideas fascinating").

**Design and Procedure.** Trial order, block order, stimulus locations, and assignment of participants to conditions were randomized. Assignments of news items to faces and conditions were counterbalanced. Unless otherwise noted, all studies presented stimuli sequentially.

**Studies 1 and 2.** The study 1 faces were a random sample of profile pictures from the websites of the physics and genetics/human genetics departments of the top 200 ranked US universities (46), cropped and edited to have a gray background and uniform height (130 pixels). Study 2 used 400 faces randomly sampled from the biological sciences and physics departments of UK universities in proportion to the number of scientists from each institution submitted to the United Kingdom's 2014 Research Excellent Framework, cropped and standardized to 150-pixel height and presented against their original background (47).

Participants made judgments on a nine-point scale (1 = "not at all," 9 = "extremely"). In study 1, 54 participants each rated the faces on traits related to competence (competence, intelligence), sociability (likability, kindness), and morality (trustworthiness, honesty) (48), as well as judging the attractiveness of the faces and estimating the face's age in years (values below 16 and above 100 were discarded). Each dimension was judged in a separate block. The face set was divided into two subsets (54 biologists and 54 physicists per subset); 27 participants judged one subset; 26 judged the other. Two separate groups of participants indicated for all 216 photos "How interested would you be in finding out more about this person's research?" ( $N = 27$ ) or "How likely is it that this person is a good scientist?" ( $N = 27$ ), with the latter defined as "someone who conducts accurate scientific research which yields valid and important conclusions."

In study 2, 762 participants rated all faces on 1 of 12 social traits related to competence (competent, intelligent, capable, effective), morality (trustworthy, honest, moral, fair), and sociability (likable, friendly, warm and sociable), or judged attractiveness; a further 68 judged age. Participants could skip a face if they recognized it. Two separate groups provided interest judgments ( $N = 103$ ) and good scientist judgments ( $N = 103$ ); each participant judged one of six sets of 200 faces.

In both studies, two independent judges rated the ethnicity (white vs. nonwhite) of the photos, with a third judge resolving discrepancies.

**Studies 3 and 4.** Study 3 ( $N = 849$ ) used the titles of eight biology and eight physics news stories selected from a prerated pool. For each scientist gender, the four lowest- and four highest-scoring faces on the interest dimension were selected from the study 1 stimuli. To boost the plausibility of the cover story, participants in the video condition completed an audio check at the start of the session. Study 4 ( $N = 408$ ) used the four biology titles from study 3 with the least-extreme interest preratings. On each trial, one of two faces instantiating the relevant attractiveness-competence combination was randomly presented. Ratings were on a seven-point scale.

**Studies 5 and 6.** Study 5 ( $N = 558$ ) used four biology and four physics news stories selected from a prerated set for being of similar, moderate quality, of high clarity, and very seldom recognized. The faces were those with the two lowest and two highest good scientist scores for each gender from study 1 (after excluding the lowest-scoring male because of conspicuous headwear). Study 6 ( $N = 824$ ) used the four physics news stories from study 3 with the least-extreme quality preratings, and the face stimuli from study 4.

After reading all their articles, participants were shown the title and photo for each science article; they rated the rigor, importance, validity, and overall quality of the work on a seven-point scale and indicated whether they had seen the scientist (study 6) or read about the research (studies 5 and 6) before the experiment (recognized trials were excluded). The four judgments were averaged ( $\alpha_{Study5} = 0.882$ ;  $\alpha_{Study6} = 0.875$ ).

**Data Analysis.** All analyses used mixed-effects regression (49) with maximal but uncorrelated random effects, i.e., by-participant random intercepts and random slopes for all effects that are nested within participants (studies 1 to 6) and by-face random intercepts and random slopes for participant-level predictors (studies 1 and 2). Categorical predictors were coded as: gender (male = 0, female = 1); ethnicity (white = 0, nonwhite = 1); discipline (biology = 0, physics = 1); format (text = 0, video = 1); and face type (low on dimension of interest = 0; high = 1). All predictors were standardized (before computing interaction terms). To test simple main effects in study 3, we refit the model using dummy coding of the relevant predictor.

**ACKNOWLEDGMENTS.** This work was supported by Economic and Social Research Council studentship ES/J500045/1.

1. Lok C (2010) Science funding: Science for the masses. *Nature* 465:416–418.
2. Peters HP, et al. (2008) Interactions with the mass media. *Science* 321:204–205.
3. Castell S, et al. (2014) *Public Attitudes to Science 2014* (Ipsos MORI Social Res Inst, London).
4. Scheufele DA (2014) Science communication as political communication. *Proc Natl Acad Sci USA* 111:13585–13592.
5. Satterfield JM, et al. (2009) Toward a transdisciplinary model of evidence-based practice. *Milbank Q* 87:368–390.
6. Godfrey-Smith P (2003) *Theory and Reality* (Univ Chicago Press, Chicago).
7. O'Neill SJ, Smith N (2014) Climate change and visual imagery. *Wiley Interdiscip Rev Clim Change* 5:73–87.
8. Hartley J (2003) Improving the clarity of journal abstracts in psychology: The case for structure. *Sci Commun* 24:366–379.
9. Weisberg DS, Taylor JCV, Hopkins EJ (2015) Deconstructing the seductive allure of neuroscience explanations. *Judgment Decis Making* 10:429–441.
10. Kahan D (2010) Fixing the communications failure. *Nature* 463:296–297.
11. Knobloch-Westerwick S, Johnson BK, Silver NA, Westerwick A (2015) Science exemplars in the eye of the beholder: How exposure to online science information affects attitudes. *Sci Commun* 37:575–601.
12. Ballew CC, Todorov A (2007) Predicting political elections from rapid and unreflective face judgments. *Proc Natl Acad Sci USA* 104:17948–17953.
13. Zebrowitz LA, McDonald SM (1991) The impact of litigants' baby-facedness and attractiveness on adjtions in small claims courts. *Law Hum Behav* 15:603–623.
14. Rezsescu C, Duchaine B, Olivola CY, Chater N (2012) Unfakeable facial configurations affect strategic choices in trust games with or without information about past behavior. *PLoS One* 7:e34293.
15. Todorov A, Mandisodza AN, Goren A, Hall CC (2005) Inferences of competence from faces predict election outcomes. *Science* 308:1623–1626.
16. Olivola CY, Eubanks DL, Lovelace JB (2014) The many (distinctive) faces of leadership: Inferring leadership domain from facial appearance. *Leadersh Q* 25:817–834.
17. Rule NO, et al. (2010) Polling the face: Prediction and consensus across cultures. *J Pers Soc Psychol* 98:1–15.
18. Sussman AB, Petkova K, Todorov A (2013) Competence ratings in US predict presidential election outcomes in Bulgaria. *J Exp Soc Psychol* 49:771–775.
19. Olivola CY, Funk F, Todorov A (2014) Social attributions from faces bias human choices. *Trends Cognit Sci* 18:566–570.
20. Olivola CY, Todorov A (2010) Fooled by first impressions? Reexamining the diagnostic value of appearance-based inferences? *J Exp Soc Psychol* 46:315–324.
21. Haynes R (2010) From alchemy to artificial intelligence: Stereotypes of the scientist in western literature. *Public Understanding Sci* 12:243–253.
22. Mead M, Métraux R (1957) Image of the scientist among high-school students. *Science* 126:384–390.
23. Schinske J, Cardenas M, Kaliangara J (2015) Uncovering scientist stereotypes and their relationships with student race and student success in a diverse, community college setting. *CBE Life Sci Educ* 14:1–16.
24. Litterer OF (1933) Stereotypes. *J Soc Psychol* 4:59–69.
25. Leach CW, Ellemers N, Barreto M (2007) Group virtue: The importance of morality (vs. competence and sociability) in the positive evaluation of in-groups. *J Pers Soc Psychol* 93:234–249.
26. Brambilla M, Rusconi P, Sacchi S, Cherubini P (2011) Looking for honesty: The primary role of morality (vs. sociability and competence) in information gathering. *Eur J Soc Psychol* 41:135–143.
27. Fiske ST, Cuddy AJ, Glick P (2007) Universal dimensions of social cognition: Warmth and competence. *Trends Cognit Sci* 11:77–83.
28. Wojciszke B (2005) Morality and competence in person- and self-perception. *Eur Rev Soc Psychol* 16:155–188.
29. Todorov A, Olivola CY, Dotsch R, Mende-Siedlecki P (2015) Social attributions from faces: Determinants, consequences, accuracy, and functional significance. *Annu Rev Psychol* 66:519–545.
30. Fiske ST, Dupree C (2014) Gaining trust as well as respect in communicating to motivated audiences about science topics. *Proc Natl Acad Sci USA* 111:13593–13597.
31. Shapin S (1996) *The Scientific Revolution* (Univ Chicago Press, Chicago).
32. Dilger A, Lütkenhöner L, Müller H (2015) Scholars' physical appearance, research performance, and feelings of happiness. *Scientometrics* 104:555–573.
33. Castelli L, Carraro L, Ghitti C, Pastore M (2009) The effects of perceived competence and sociability on electoral outcomes. *J Exp Soc Psychol* 45:1152–1155.
34. Mattes K, et al. (2010) Predicting election outcomes from positive and negative trait assessments of candidate images. *Polit Psychol* 31:41–58.
35. Mendez JM, Mendez JP (2016) Student inferences based on facial appearance. *High Educ* 71:1–19.
36. Banducci SA, Karp JA, Thrasher M, Rallings C (2008) Ballot photographs as cues in low-information elections. *Polit Psychol* 29:903–917.
37. Moss-Racusin CA, Dovidio JF, Brescoll VL, Graham MJ, Handelsman J (2012) Science faculty's subtle gender biases favor male students. *Proc Natl Acad Sci USA* 109:16474–16479.
38. Williams WM, Ceci SJ (2015) National hiring experiments reveal 2:1 faculty preference for women on STEM tenure track. *Proc Natl Acad Sci USA* 112:5360–5365.
39. Goodwin GP (2015) Moral character in person perception. *Curr Dir Psychol Sci* 24:38–44.
40. Goodwin GP, Piazza J, Rozin P (2014) Moral character predominates in person perception and evaluation. *J Pers Soc Psychol* 106:148–168.
41. Milkman KL, Berger J (2014) The science of sharing and the sharing of science. *Proc Natl Acad Sci USA* 111:13642–13649.
42. Bonnefon JF, Hopfensitz A, De Neys W (2015) Face-ism and kernels of truth in facial inferences. *Trends Cognit Sci* 19:421–422.
43. Todorov A, Porter JM (2014) Misleading first impressions: Different for different facial images of the same person. *Psychol Sci* 25:1404–1417.
44. Jensen P, Rouquier JB, Kreimer P, Croissant Y (2008) Scientists who engage with society perform better academically. *Sci Public Policy* 35:527–541.
45. Buhrmester M, Kwang T, Gosling SD (2011) Amazon's mechanical turk: A new source of inexpensive, yet high-quality, data? *Perspect Psychol Sci* 6:3–5.
46. US News & World Report (2014) National university rankings. Available at colleges.usnews.rankingsandreviews.com/best-colleges/rankings/national-universities/data/spp%2B50. Accessed September 5, 2014.
47. Sutherland CA, et al. (2015) Personality judgments from everyday images of faces. *Front Psychol* 6:1616.
48. Landy J, Piazza JR, Goodwin G (2016) When it's bad to be friendly and smart: The desirability of sociability and competence depends on morality. *Pers Soc Psychol Bull* 42:1272–1290.
49. Bates D, Mächler M, Bolker B, Walker S (2015) Fitting linear mixed-effects models using lme4. *J Stat Softw* 67:1–48.